

TPS3 06

Type 1 / 2 Surge Protection Device (SPD) for Service Entrance Applications – SB1, SB2, SB3, Type RCS Switchboards, Type WL Low Voltage Switchgear, Motor Control Centers and Busway Systems

Features:

- Mounts internal to:
 - SB1, SB2, SB3 & Type RCS switchboards
 - Type WL low voltage switchgear
 - TIASTAR motor control centers - standard 12" bucket
 - STP series busplug on SX series busway
- UL 1449-4 Type 2 SPD, UL 1283 Listed, CSA 22.2 No. 269.2
- Optional UL 1449 4th Edition Recognized Type 1, CSA 22.2 No. 269.1
- Type 1 / Type 2 SPD
- Large block, individually fused, thermally protected, 50 kA MOVs
- 20 kA I_n (most models)
- 200 kA SCCR (most models)
- Rotary disconnect switch included
- All UL required OCP & safety coordination included
 - Type 1 SPDs intended for Line or Load side of Main Disconnect
 - Type 2 SPDs intended for Load side of Main Disconnect

- UL96A Lightning Protection Master Label compliant (@20kA I_n)
- Designed, manufactured and tested consistent with:
 - ANSI/IEEE C62.41.1-2002, C62.41.2-2002, C62.45-2002, C62.62-2010, C62.72-2007 & CSA C22.2 No. 269.1 and .2
 - 1992/2000 NEMA LS-1
 - NEC Article 285
 - IEC 61643, CE
- 10 year warranty

SPD Specifications

- Surge Current Rating Per Phase

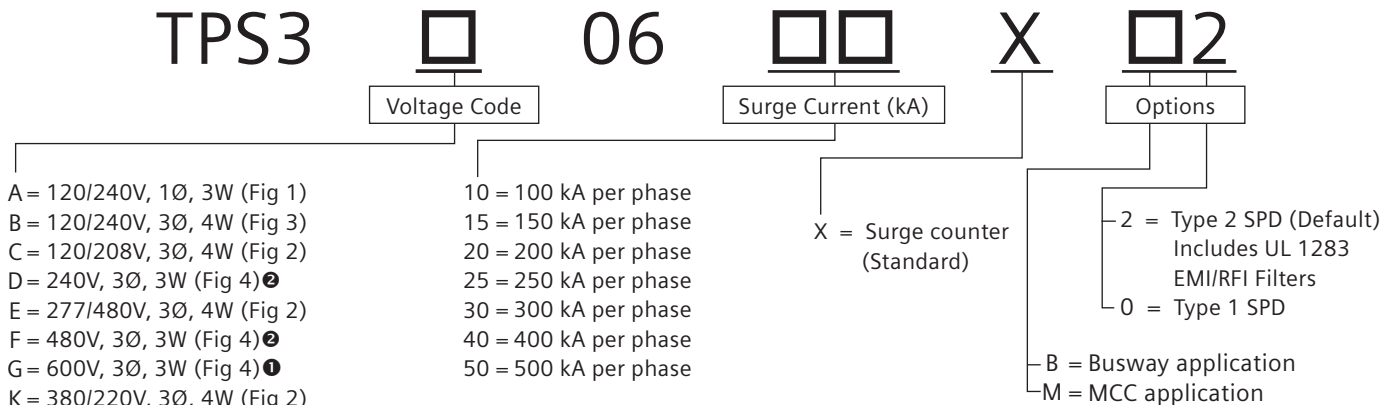
Per Phase	L-N	L-G	N-G
100 kA	50 kA	50 kA	50 kA
150 kA	100 kA	50 kA	50 kA
200 kA	100 kA	100 kA	100 kA
250 kA	150 kA	100 kA	100 kA
300 kA	150 kA	150 kA	150 kA
400 kA	200 kA	200 kA	200 kA
500 kA	250 kA	250 kA	250 kA

- 100% monitoring (Every MOV is monitored, incl. N-G)
- EMI/RFI filtering: Active tracking up to -50 db from 10 kHz to 100 MHz (Type 2 option only, includes UL 1283 Listing)
- Repetitive impulse: 5,000 hits
- Less than 1/2 nanosecond response time
- Relative humidity range: 1-95% non-condensing
- Operating frequency: 47-63 Hz
- Operating temperature: -25°C (-15°F) to +60°C (140°F)



- Applications
 - Provides main service entrance or downstream protection for sensitive computer and electronic loads
 - Std. redundancy use: 300kA/phase
 - Inc. redundancy use: 450kA/phase
 - Max. redundancy use: 500kA/phase
- SPD Monitoring
 - LED indicators
 - Audible alarm with silence switch and test button
 - Dry contacts
 - Surge counter
 - Rotary disconnect switch

Ordering Information



Example: TPS3C0640X002 = Type 2 SPD (Default) for a 208/120V switchboard with a surge current capacity of 400 kA per phase and a surge counter

When an option is not selected, include a zero (0) in the field

Available Accessories:

- Ordered Separately**
 RMSIE - Remote monitor
 WHXWDP120 = 10' Display cable extension

UL 1449 Fourth Edition - Test Data Voltage Protection Rating (VPR - 6 kV, 3 kA) ③								
Voltage Code	Service Voltage	L-N	L-G	N-G	L-L	I _n	SCCR	MCOV
A	120/240V, 1Ø, 3W (Fig 1)	700	700	700	1200	20 kA	100 kA	150
B	120/240V, 3Ø, 4W (Fig 3)	700/1200	700/1200	700	1800/1800	20 kA	200 kA	150 / 320
C	120/208V, 3Ø, 4W (Fig 2)	700	700	700	1200	20 kA	200 kA	150
D	240V, 3Ø, 3W (Fig 4)	—	1200	—	1200	20 kA	200 kA	320
E	277/480V, 3Ø, 4W (Fig 2)	1200	1200	1200	2000	20 kA	200 kA	320
F ④	480V, 3Ø, 3W (Fig 4)	—	1800	—	1800	20 kA	200 kA	550
G	600V, 3Ø, 3W (Fig 4)	—	2500	—	2500	10 kA	200 kA	690
K	380/220V, 3Ø, 4W (Fig 2)	1200	1200	1200	2000	20 kA	200 kA	320
L ④	600/347V, 3Ø, 4W (Fig 2)	1500	1500	1500	2500	20 kA	200 kA	420
S	400/230V, 3Ø, 4W (Fig 2)	1200	1200	1200	2000	20 kA	200 kA	320

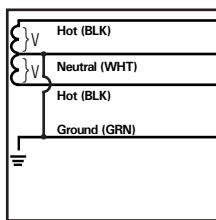


Figure 1

Split
2 Hots, 1 Neu, 1 Grnd

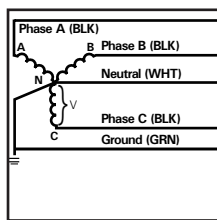


Figure 2

Wye
3 Hots, 1 Neu, 1 Grnd

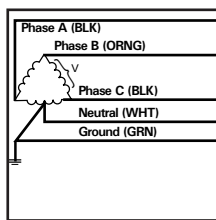


Figure 3

Hi-Leg Delta (B High)
3 Hots, (B High),
1 Neu, 1 Grnd

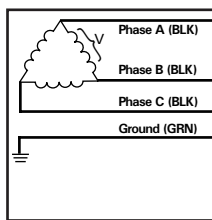


Figure 4

Delta & HRG Wye
3 Hots, 1 Grnd

Notes:

- ① G voltage code only available in 200 & 250 kA
- ② Not available in 500 kA
- ③ VPR may increase when disconnect switch is added
VPR may decrease for products 400 & 500 kA per phase
- ④ I_n rating for 100 - 300 kA per phase is 10 kA

Siemens Industry, Inc.

5400 Triangle Parkway
Norcross, GA 30092

888-333-3545
info.us@siemens.com

Order No. RPFL-S306C-0716
Printed in USA

All Rights Reserved.
©2016 Siemens Industry, Inc.