



SIEMENS

Ingenuity for life

TPS3 01

Type 1 / 2 Surge Protection Device (SPD) for P1, P2 Lighting Panelboards and P3 Power Distribution Panelboards, Motor Control Centers and Busway Systems

Features:

- Mounts internal to:
 - P1, P2 and P3 panels
 - TIASTAR motor control centers - standard 6" bucket
 - STP series busplug on SX series busway
- Consult factory for field retrofit in P1 panels
- UL 1449-4 Type 2 SPD, UL 1283 Listed, CSA 22.2 No. 269.2
- Optional UL 1449 4th Edition Recognized Type 1, CSA 22.2 No. 269.1
- Type 1 / Type 2 SPD
- Large block, individually fused, thermally protected, 50 kA MOVs
- 20 kA I_n (most models)
- 200 kA SCCR (most models)
- Direct bus connected or can be wired to a circuit breaker (include W option)
- UL96A Lightning Protection Master Label compliant (@20kA I_n)
- All UL required OCP & safety coordination included
 - Type 1 SPDs intended for Line or Load side of Main Disconnect
 - Type 2 SPDs intended for Load side of Main Disconnect

- Designed, manufactured and tested consistent with:
 - ANSI/IEEE C62.41.1-2002, C62.41.2-2002, C62.45-2002, C62.62-2010, C62.72-2007 & CSA C22.2 No. 269.1 and .2
 - 1992/2000 NEMA LS-1
 - NEC Article 285
 - IEC 61643, CE
- 10 year warranty

SPD Specifications

Surge Current Rating Per Phase

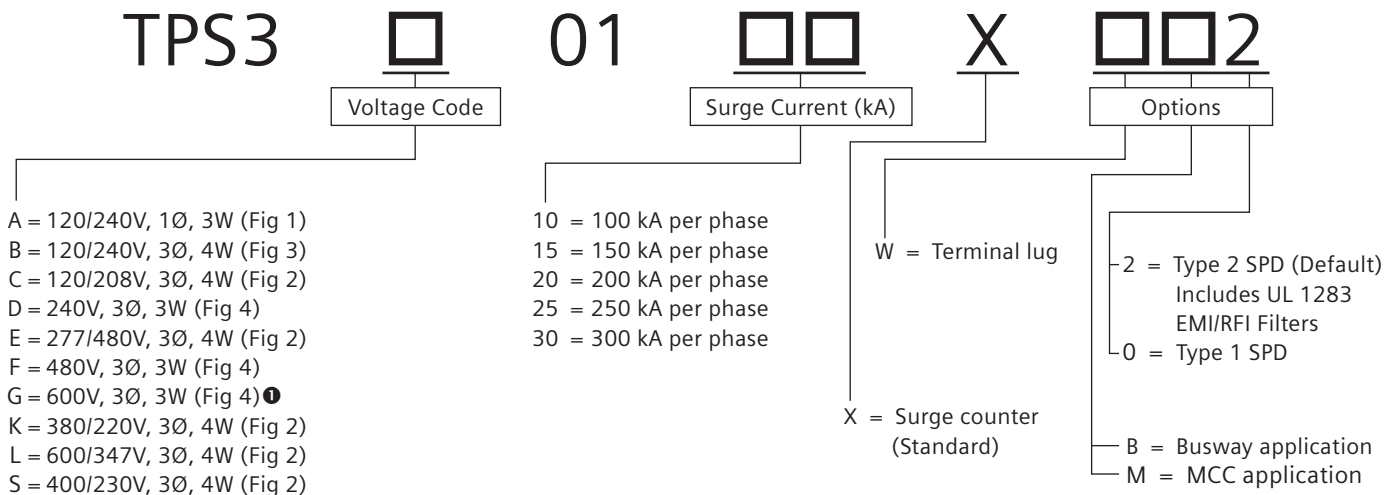
Per Phase	L-N	L-G	N-G
100 kA	50 kA	50 kA	50 kA
150 kA	100 kA	50 kA	50 kA
200 kA	100 kA	100 kA	100 kA
250 kA	150 kA	100 kA	100 kA
300 kA	150 kA	150 kA	150 kA

- 100% monitoring (Every MOV is monitored, incl. N-G)
- EMI/RFI filtering: Active tracking up to -50 db from 10 kHz to 100 MHz (Type 2 option only, includes UL 1283 Listing)
- Repetitive impulse: 5,000 hits
- Less than 1/2 nanosecond response time
- Relative humidity range: 1-95% non-condensing
- Operating frequency: 47-63 Hz
- Operating temperature: -25°C (-15°F) to +60°C (140°F)



- Applications
 - Provides main service entrance or downstream protection for sensitive computer and electronic loads
 - Std. redundancy use: 100kA/phase
 - Inc. redundancy use: 200kA/phase
 - Max. redundancy use: 300kA/phase
- SPD Monitoring
 - LED indicators
 - Audible alarm with silence switch and test button
 - Dry contacts
 - Surge counter

Ordering Information



Example: TPS3C0120X002 = Type 2 SPD (Default) for a 208/120V panelboard with a surge current capacity of 200 kA per phase and a surge counter

When an option is not selected, include a zero (0) in the field

**Available Accessories:
 Ordered Separately**
 RMSIE - Remote monitor

UL 1449 Fourth Edition - Test Data
 Voltage Protection Rating (VPR - 6 kV, 3 kA)

Voltage Code	Service Voltage	L-N	L-G	N-G	L-L	I _n	Type	SCCR	MCOV
A	120/240V, 1Ø, 3W (Fig 1)	700	700	700	1200	20 kA	Type 4	100 kA	150
B	120/240V, 3Ø, 4W (Fig 3)	700/1200	700/1200	700	1800/1800	20 kA	Type 4	200 kA	150 / 320
C	120/208V, 3Ø, 4W (Fig 2)	700	700	700	1200	20 kA	Type 4	200 kA	150
D	240V, 3Ø, 3W (Fig 4)	—	1200	—	1200	10 kA	Type 4	200 kA	320
E	277/480V, 3Ø, 4W (Fig 2)	1200	1200	1200	2000	20 kA	Type 4	200 kA	320
F	480V, 3Ø, 3W (Fig 4)	—	1800	—	1800	10 kA	Type 4	200 kA	550
G	600V, 3Ø, 3W (Fig 4)	—	2500	—	2500	10 kA	Type 4	200 kA	690
K	380/220V, 3Ø, 4W (Fig 2)	1200	1200	1200	2000	20 kA	Type 4	200 kA	320
L	600/347V, 3Ø, 4W (Fig 2)	1500	1500	1500	2500	10 kA	Type 4	200 kA	420
S	400/230V, 3Ø, 4W (Fig 2)	1200	1200	1200	2000	20 kA	Type 4	200 kA	320

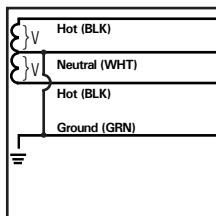


Figure 1
 Split
 2 Hots, 1 Neu, 1 Grnd

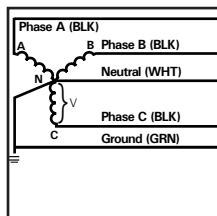


Figure 2
 Wye
 3 Hots, 1 Neu, 1 Grnd

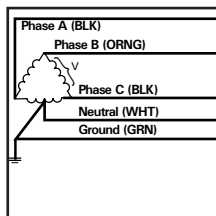


Figure 3
 Hi-Leg Delta (B High)
 3 Hots, (B High),
 1 Neu, 1 Grnd

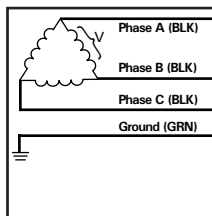


Figure 4
 Delta & HRG Wye
 3 Hots, 1 Grnd

Siemens Industry, Inc.
 5400 Triangle Parkway
 Norcross, GA 30092
 888-333-3545
 info.us@siemens.com

Order No. RPFL-S301C-0716
 Printed in USA
 All Rights Reserved.
 ©2016 Siemens Industry, Inc.

Notes:

- ❶ Available 100 kA & 150 kA only