

Title 24 Compliant P2 Lighting Panel


Customizable lighting panels to meet various Disaggregation requirements

California Title 24 and other Disaggregation Solutions

Siemens has designed an easy to install compact solution with CT Provisions for metering segregated loads within P2 Panels with up to 400A bus in a 20" wide x 7.75" deep Type 1 or NEMA 3R enclosure.

Many advantages can be seen below:

- Compact CT Provision - fits in only 3" of unit space.
- **Easy** to group loads as needed.
 - Nearly unlimited configuration design possibilities within P2 size constraints up to 74" high Enclosure.
- **Easy** to Configure and order in COMPAS.
 - Support for multiple CT provisions within one enclosure, plus Feed-thru or Sub-feed capability to monitor more Load groups in a second or third enclosure when needed.
- **Easy** to install split CT's on bus up to 400A.
 - Same 400A CT's can be used for bus and line side monitoring, as well as for Feed-thru and sub-feed monitoring. (other SEM3 CT's available for cable mounting as needed.)
- **Easy** to select and install fronts for Type 1 panels – uses same fronts as standard P2 panels.



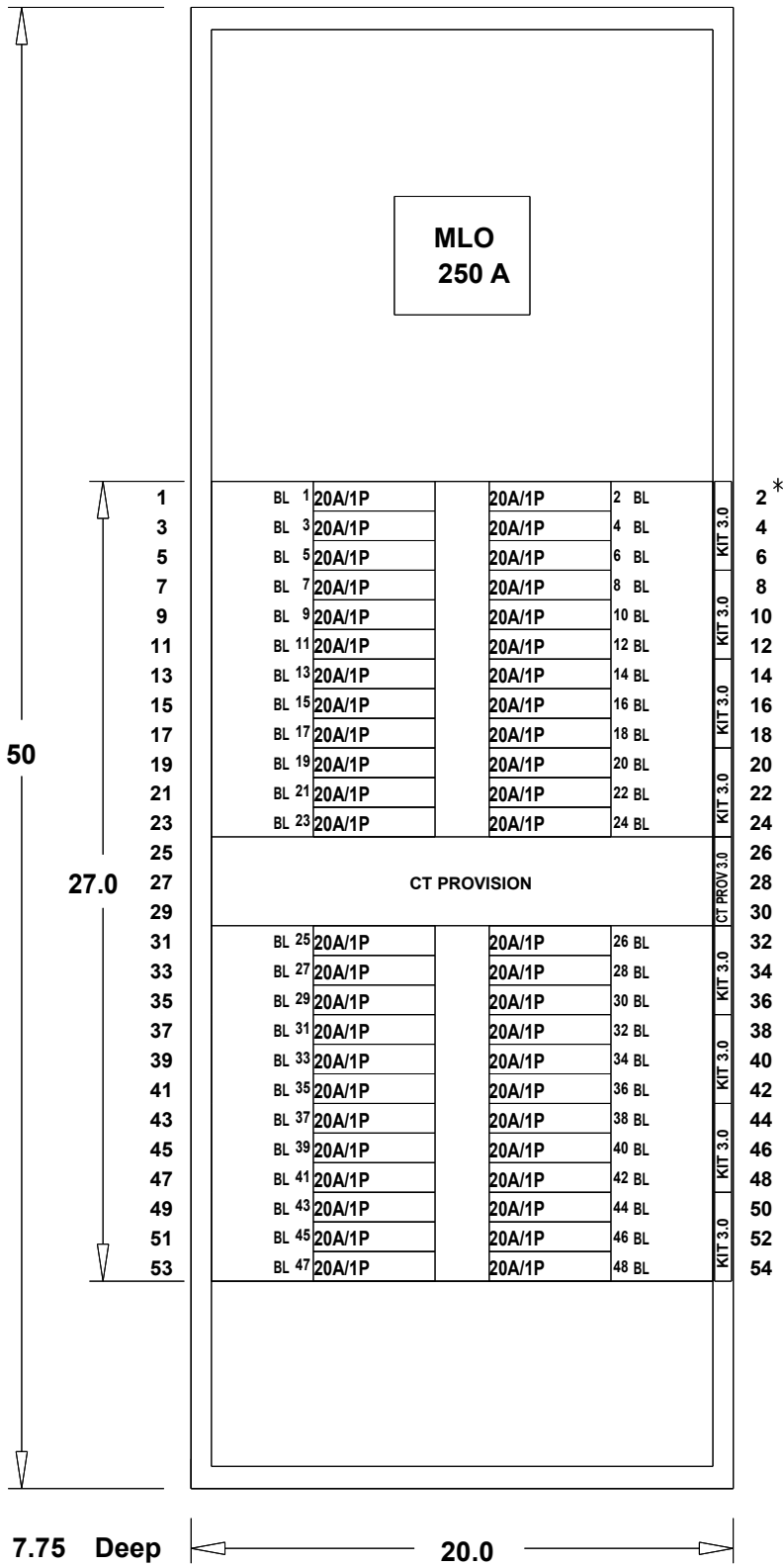
Designation(s): Example 1

PANELBOARD NOTES

SECTION :1 OF 1
 PANEL TYPE :P2
 CATALOG NUMBER :P2C54ML250ATS
 ENCLOSURE :1 Indoor
 SYSTEM VOLTAGE :208Y/120 3Ø 4W Wye AC
 IR RATING :10 K AIC
 MAIN BUS :250 A
 BUS MATERIAL :Aluminum Tin
 FEED :Top
 MOUNTING :Surface
 SE LABEL :No
 SERIES RATED :No
 CONDUIT AREA :N/A
 *INDICATES POSITIONING NUMBERS TO HELP WITH THE MANUAL PLACEMENT OF BREAKERS ON THE MECHANICAL VIEW

PANELBOARD COMPONENTS

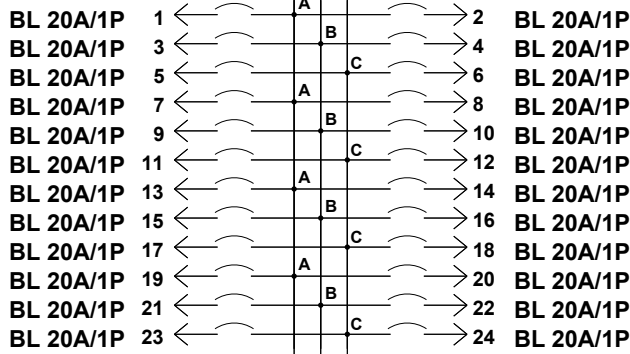
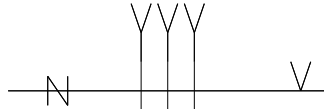
Main :
 1 - 250A MAIN LUG
 1-(1)#6-350Kcmil
 Branches :
 48 - 20A /1P-BL
 Options :
 1-7.75" Deep Enclosure
 1-Card Holder-Std Plastic Sleeve
 1-NP Location - Trim
 1-Certification - UL
 1-Std Al/Cu Gnd Connector
 1-CT Provision
 1-Title 24 Compliant



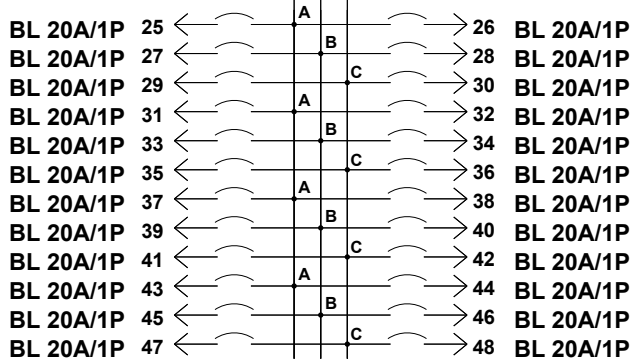
PANELBOARD NOTES

SECTION :1 OF 1
 PANEL TYPE :P2
 CATALOG NUMBER :P2C54ML250ATS
 ENCLOSURE :1 Indoor
 SYSTEM VOLTAGE :208Y/120 3Ø 4W Wye AC
 IR RATING :10 K AIC
 MAIN BUS :250 A
 BUS MATERIAL :Aluminum Tin
 FEED :Top
 MOUNTING :Surface
 SE LABEL :No
 SERIES RATED :No
 CONDUIT AREA :N/A
 *INDICATES POSITIONING NUMBERS TO HELP WITH THE MANUAL PLACEMENT OF BREAKERS ON THE MECHANICAL VIEW

**250A
 (1)#6-350KCMIL/PH AND N**



CT PROVISION



ABBREVIATIONS

'MLO' MAIN LUGS ONLY

Designation(s): Example 2

PANELBOARD NOTES

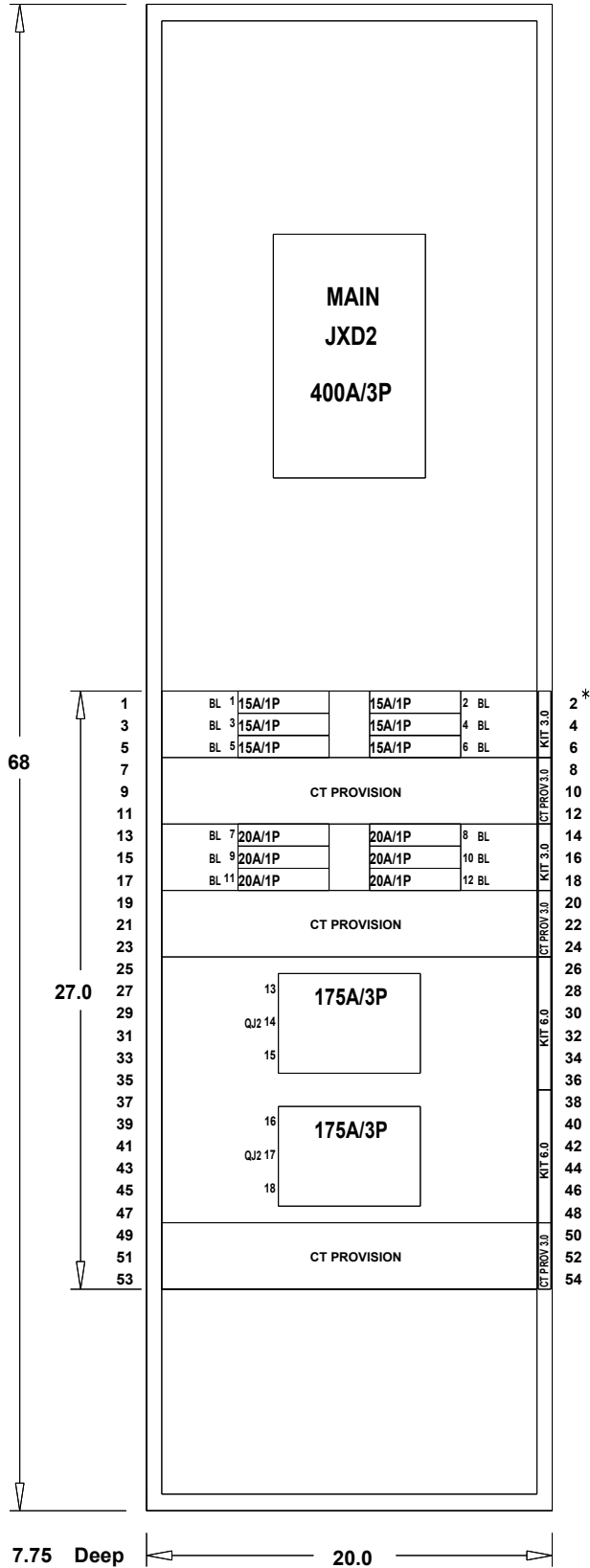
SECTION :1 OF 1
 PANEL TYPE :P2
 CATALOG NUMBER :P2C18JD400ATS
 ENCLOSURE :1 Indoor
 SYSTEM VOLTAGE :208Y/120 3Ø 4W Wye AC
 IR RATING :10 K AIC
 MAIN BUS :400 A
 BUS MATERIAL :Aluminum Tin
 FEED :Top
 MOUNTING :Surface
 SE LABEL :No
 SERIES RATED :No
 CONDUIT AREA :N/A
 *INDICATES POSITIONING NUMBERS TO HELP WITH THE MANUAL PLACEMENT OF BREAKERS ON THE MECHANICAL VIEW

PANELBOARD COMPONENTS

Main :
 1 - 400A /3P-JXD2 MAIN BREAKER
 1-(2)3/0-500Kcmil Cu/ 4/0-500 AI

Branches :
 6 - 15A /1P-BL
 6 - 20A /1P-BL
 2 - 175A /3P-QJ2

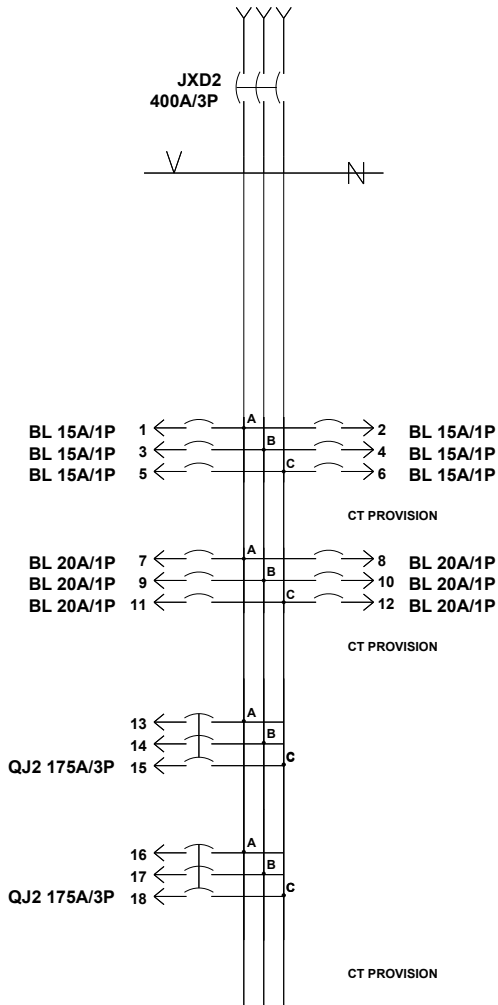
Options :
 1-7.75" Deep Enclosure
 1-Card Holder-Std Plastic Sleeve
 1-NP Location - Trim
 1-Certification - UL
 1-Std Al/Cu Gnd Connector
 3-CT Provision
 1-Title 24 Compliant



PANELBOARD NOTES

SECTION	:1 OF 1
PANEL TYPE	:P2
CATALOG NUMBER	:P2C18JD400ATS
ENCLOSURE	:1 Indoor
SYSTEM VOLTAGE	:208Y/120 3Ø 4W Wye AC
IR RATING	:10 K AIC
MAIN BUS	:400 A
BUS MATERIAL	:Aluminum Tin
FEED	:Top
MOUNTING	:Surface
SE LABEL	:No
SERIES RATED	:No
CONDUIT AREA	:N/A
*INDICATES POSITIONING NUMBERS TO HELP WITH THE MANUAL PLACEMENT OF BREAKERS ON THE MECHANICAL VIEW	

(2)3/0-500KCMIL CU/ 4/0-500 AL/PH AND N

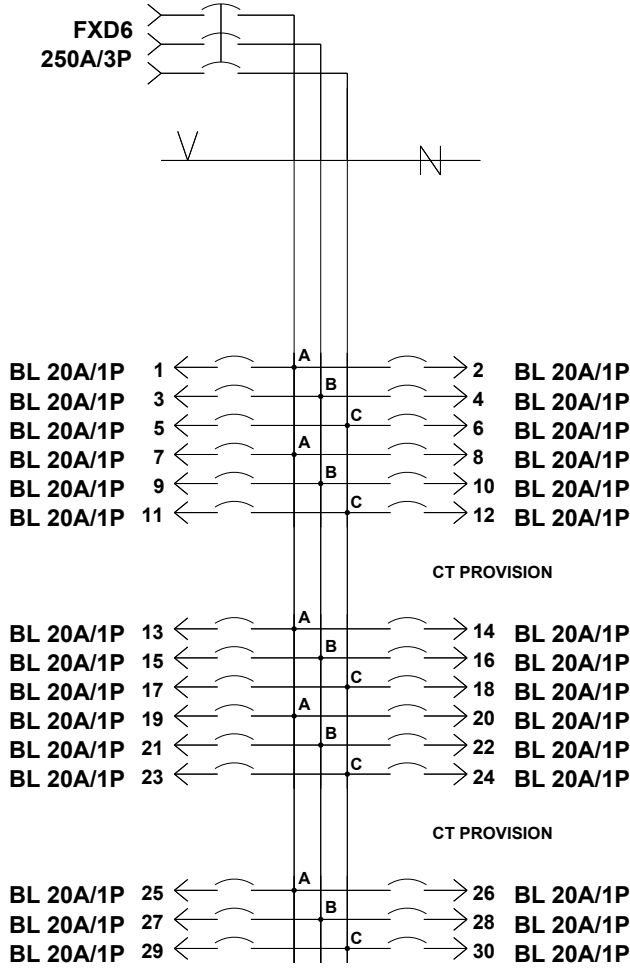


ABBREVIATIONS

PANELBOARD NOTES

SECTION :1 OF 1
 PANEL TYPE :P2
 CATALOG NUMBER :P2C30FX250ATS
 ENCLOSURE :1 Indoor
 SYSTEM VOLTAGE :208Y/120 3Ø 4W Wye AC
 IR RATING :10 K AIC
 MAIN BUS :250 A
 BUS MATERIAL :Aluminum Tin
 FEED :Top
 MOUNTING :Surface
 SE LABEL :No
 SERIES RATED :No
 CONDUIT AREA :N/A
 *INDICATES POSITIONING NUMBERS TO HELP WITH THE MANUAL PLACEMENT OF BREAKERS ON THE MECHANICAL VIEW

(1)#6-350KCMIL CU / #4-350 AL/PH AND N



ABBREVIATIONS

Siemens P2 with Disaggregation Features

Title 24 interiors are familiar P2 series with up to 400A AL or CU bus material.

- Main Lug Only or Main Breaker Panels
- Multiple CT provisions available.
- Grouping Breakers for load monitoring is easy to configure in COMPAS
- Feed-thru and Sub-feed capability for multiple panels if more circuits are needed
- CT Provisions can be placed as needed within the unit space available including just after the Main.

References

P2 Cut Sheet: PBSS-20302-xxxx

SEM3 Solutions Guide: PD BR-SEM3S-xxxx

SEM3 Data Sheet: RPFL-SEMDS-xxxx

Title 24 Panels use existing series of enclosures.

- 7.75" deep box minimum required.
- 20" or 24" Wide available
- Height of Enclosures available: 26", 32", 38", 44", 50", 56", 62", 68" & 74"
- Available in NEMA 1 & NEMA 3R
- Standard P2 accessories can be used
- Compatible with SEM3 series of Controllers and related modules. (use CT # 4LSF0400R only for Bus mounting)
- See P2 Panelboard Cut Sheet or SpeedFax for more details of standard features.

ASHRAE90.1-2013 requirements can be met using SEM3 and Title 24 Panels combined. Avoid the 3rd party CT issues by using approved SEM3 components and CT's.

Siemens Industry, Inc.
5400 Triangle Parkway
Norcross, GA 30092

1-800-241-4453
info.us@siemens.com

Subject to change without prior notice
Order No.PDFL-TI241-0416
Printed in USA
All rights reserved
© 2016, Siemens Industry, Inc.

Subject to changes and errors. The information given in this document only contains general descriptions and/or performance features which may not always specifically reflect those described, or which may undergo modification in the course of further development of the products. The requested performance features are binding only when they are expressly agreed upon in the concluded contract.