

# SIEMENS

CATALOG NO. 3G5Y225D16

SERIAL NO.

SERIES H

225 kVA 60 Hz 3 PHASE

4.4 % IMP AT 170 °C

150 °C RISE 30 °C AVG. AMBIENT

220 °C TEMP CLASS 40 °C MAX. AMBIENT

PRIMARY ( H1 H2 H3 ) 600V V 10 kV BIL

SECONDARY( X0 X1 X2 X3 ) 480Y/277V V 10 kV BIL

WINDING MATERIAL AL

ENCLOSURE TYPE 3R WEIGHT 1400 LBS

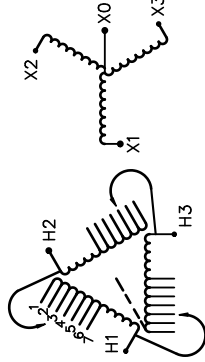
ENERGY EFFICIENCY EXCEEDS CSA DOE 10 CFR PART 431:2016  
C802.2-2012

SPACINGS BETWEEN ANY VENTILATED ENCLOSURE PANEL AND  
ANY ADJACENT WALL SHALL BE A MINIMUM OF 5 INCHES  
EXCEPT WHEN WALL MOUNTED USING APPROVED WALL MOUNTING KIT

SUITABLE FOR INDOOR OR OUTDOOR LOCATIONS  
BEFORE HANDLING, INSTALLING AND OPERATING, SEE INSTRUCTION MANUAL

NEMA Class ANN Dry Type Transformer

Siemens Industry, Inc. Norcross, GA ds00066



VOLTS	CONNECT
630	1
615	2
600	3
585	4
570	5
555	6
540	7



TYPE K



SEISMIC QUALIFICATIONS, FLOOR MOUNT ONLY  
OSP-0136-10 IBC 2012/ASCE 7-10  
SDS<=2.0g Z/h=1 Ip=1.5

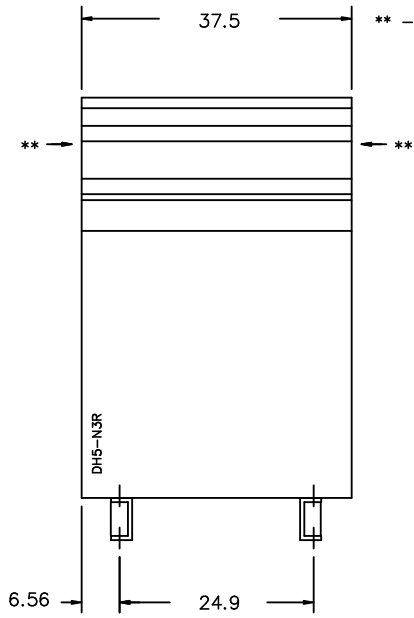


REVISION	DATE	BY	DATE	BY
		DRAWN	15/11/09	JW
		CHEK'D		
		VERIF'D		

Confidential - Property of  
Siemens Industry, Inc.

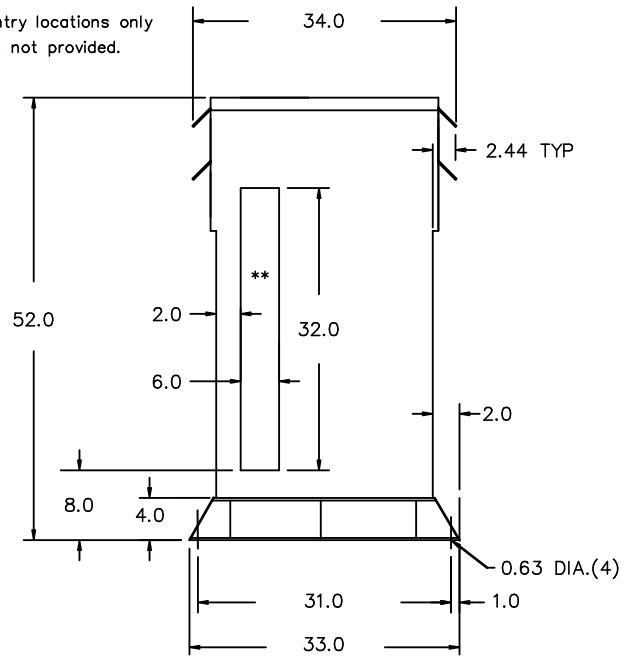
CUSTOMER	
ORDER NO.	DWG. NO.
	3G5Y225D16
	SH 1 OF 2

FRONT VIEW



\*\* - Recommended cable entry locations only  
cutouts & gland plates not provided.

SIDE VIEW



All Dimensions in inches

ENCLOSURE COLOR : ANSI 61 GREY - OUTDOOR

H.V.1. TERMINAL DETAIL

L.V.1. TERMINAL DETAIL

MECHANICAL TYPE LUGS INCLUDED  
SUITABLE FOR 600MCM-2 CU/AL  
CONDUCTORS  
1 CONDUCTOR PER PHASE

MECHANICAL TYPE LUGS INCLUDED  
SUITABLE FOR 600MCM-2 CU/AL  
CONDUCTORS  
1 CONDUCTOR PER PHASE

CUSTOMER NOTES:

- HV1 TERMINATED AT TOP FRONT
- LV1 TERMINATED AT BOTTOM FRONT

Confidential - Property of  
Siemens Industry, Inc.

REVISION	DATE	BY	DATE	BY	CUSTOMER
			DRAWN 15/11/09	JW	
			CHEK'D		
			VERIF'D		
					ORDER NO.
					DWG. NO. 3G5Y225D16
					SH 2 OF 2