

SIEMENS

CATALOG NO. 3F3Y225BD16

SERIAL NO.

SERIES H

225 kVA 60 Hz 3 PHASE

3.5 % IMP AT 100 °C

80 °C RISE 30 °C AVG. AMBIENT

220 °C TEMP CLASS 40 °C MAX. AMBIENT

PRIMARY (H1 H2 H3) 480V V 10 kV BIL

SECONDARY(X0 X1 X2 X3) 208Y/120V V 10 kV BIL

WINDING MATERIAL AL

ENCLOSURE TYPE 3R WEIGHT 1900 LBS

ENERGY EFFICIENCY EXCEEDS CSA DOE 10 CFR PART 431:2016

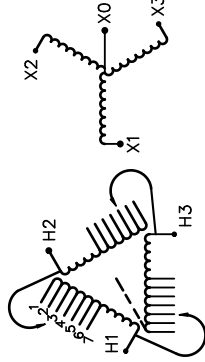
SPACINGS BETWEEN ANY VENTILATED ENCLOSURE PANEL AND ANY ADJACENT WALL SHALL BE A MINIMUM OF 5 INCHES EXCEPT WHEN WALL MOUNTED USING APPROVED WALL MOUNTING KIT

SUITABLE FOR INDOOR OR OUTDOOR LOCATIONS BEFORE HANDLING, INSTALLING AND OPERATING, SEE INSTRUCTION MANUAL

NEMA Class ANN Dry Type Transformer

Siemens Industry, Inc. Norcross, GA

ds00066



VOLTS	CONNECT
504	1
492	2
480	3
468	4
456	5
444	6
432	7



3F3Y225BD16



TYPE K
DRY TYPE TRANSFORMER
7705 E112313
LR 3902

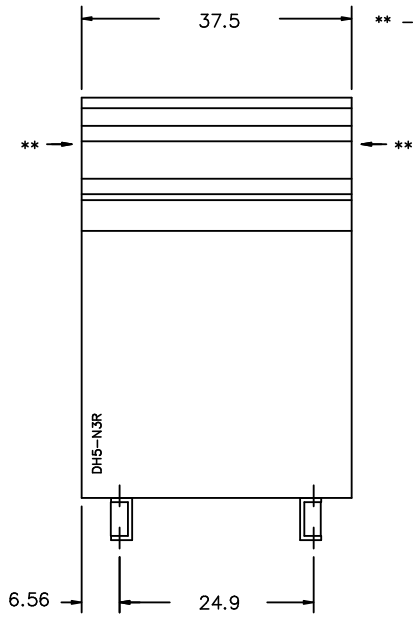
SEISMIC QUALIFICATIONS, FLOOR MOUNT ONLY
OSP-0136-10 IBC 2012/ASCE 7-10
SDS<=2.0g Z/h=1 Ip=1.5

REVISION	DATE	BY	DATE	BY
		DRAWN	15/11/09	JW
		CHEK'D		
		VERIF'D		

CUSTOMER		
ORDER NO.	DWG. NO.	
	3F3Y225BD16	SH 1 OF 2

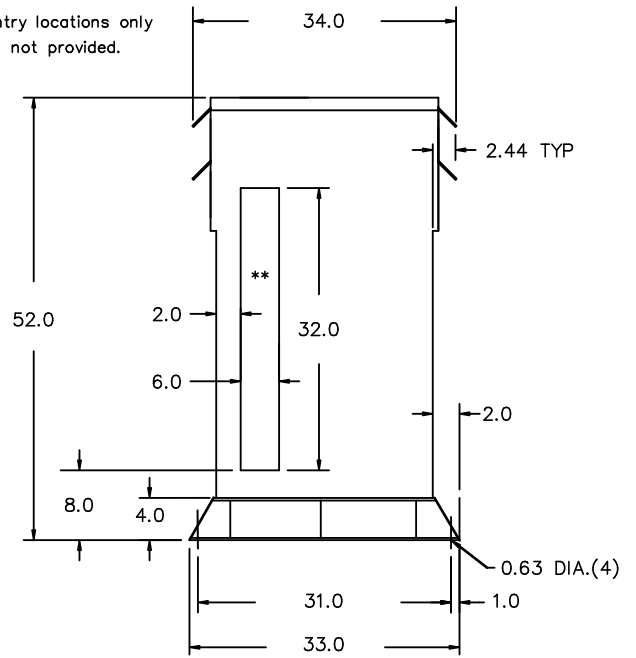
Confidential - Property of
Siemens Industry, Inc.

FRONT VIEW



** - Recommended cable entry locations only
cutouts & gland plates not provided.

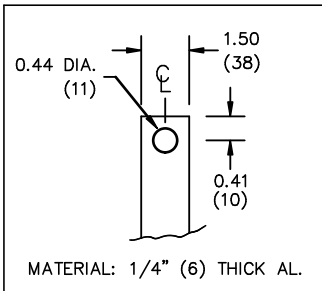
SIDE VIEW



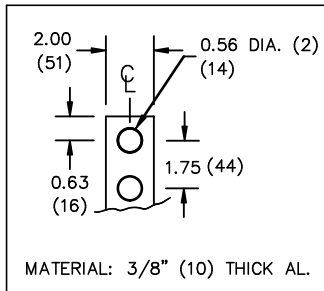
All Dimensions in inches

ENCLOSURE COLOR : ANSI 61 GREY - OUTDOOR

H.V.1. TERMINAL DETAIL



L.V.1. TERMINAL DETAIL



CUSTOMER NOTES:

- HV1 TERMINATED AT TOP FRONT
- LV1 TERMINATED AT BOTTOM FRONT

Confidential - Property of
Siemens Industry, Inc.

REVISION	DATE	BY	DATE	BY	CUSTOMER
			DRAWN 15/11/09	JW	
			CHEK'D		
			VERIF'D		
					ORDER NO.
					DWG. NO. 3F3Y225BD16
					SH 2 OF 2