

# SIEMENS

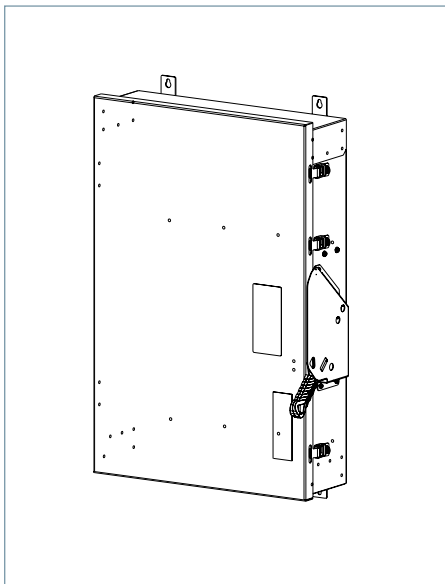
*Ingenuity for life*

Data Sheet

## Heavy Duty Safety Switch

400A 600V, Type 12

[usa.siemens.com/switches](http://usa.siemens.com/switches)



### Standards and Ratings

- UL listed under file #E4776
- CSA listed under file #154852
- Meets NEMA Standard KS-1 for enclosed switches
- Meets NEC wire bending space requirements
- Rated 10,000 AIC as standard or 200,000 when protected by Class R, T or J fuses rated 400 amp maximum
- I2t rated (Amps 2 x Seconds = 6,000,000)
- 12X overload current rating exceeds 10X industry standard
- Suitable for use as service entrance equipment

### Features

- Quick-make and break switching action
- Visible blade design
- Highly visible ON/OFF indication
- Modular design allows quick and easy replacement of parts
- Defeatable dual cover interlock
- Compact one piece light weight construction enables easier installation
- Can utilize either one large or two small wires
- Spring loaded heat sink fuse clip
- One piece line and load base for consistent phase-to-phase alignment
- Extra ground lug on neutral
- Tangential knock out
- Lay in Lugs for easy wiring
- Window permits viewing of visible blade

# Product Specifications

## Heavy Duty 400A 600V, Type 12

### General Information

Catalog Number	Description	Shipping Weight
HNF365JA	Heavy Duty Non-Fused 3 Pole 600V 400A Type 12, Industrial	75
HF365JA	Heavy Duty Fused 3 Pole 600V 400A Type 12, Industrial	93
HFC365NJWA	CSA Heavy Duty Fused 3 Pole 600V 400A Neutral Type 12, Industrial, Viewing Window	94.6
HF365JWA	Heavy Duty Fused 3 Pole 600V 400A Type 12, Industrial, Viewing Window	93
HNF365JWA	Heavy Duty Non-Fused 3 Pole 600V 400A Type 12, Industrial, Viewing Window	75
HFC365NJA	CSA Heavy Duty Fused 3 Pole 600V 400A Neutral Type 12, Industrial	94.6

### Maximum Horsepower Ratings

Catalog Number	1 Phase, 240V AC	3 Phase, 240V AC	1 Phase, 480V AC	3 Phase, 480V AC	1 Phase, 600V AC	3 Phase, 600V AC	250V DC	600V DC
HNF365JA	—	125	—	250	—	350	50	50
HF365JA	—	125	—	250	—	350	50	50
HFC365NJWA	—	125	—	250	—	350	50	50
HF365JWA	—	125	—	250	—	350	50	50
HNF365JWA	—	125	—	250	—	350	50	50
HFC365NJA	—	125	—	250	—	350	50	50

### Accessories & Hub Kits

Catalog Number	Description
HA161234	Aux. Switch (1NO - 1NC)
HA261234	Aux. Switch (2NO - 2NC)
HA361234	Low Voltage Aux. SW. (1NO - 1NC)
HN656A	Neutral
HN656A	200% Neutral
HG656A	Ground Lug
HG2656A	Isolated Ground
HR65A	R Fuse (400A)
HT65A	T Fuse (400A, 600V)
HCM65A	Field Replacement Kit (400A, fused)
SSH250	2.50" Hub Kit
SSH300	3.00" Hub Kit
SSH350	3.50" Hub Kit
HCU656A	Copper Lug Kit ①
SSH400	4.00" Hub Kit

### Replacement Parts

Catalog Number	Description
HFB65A	Line Base Fused 400A
HBB65A	Load Base Fused 400A
HL656A	Lug Cap Kit (AL) 400-600A
HM656A	Mechanism 400A-600A
HH656A	Handle/Handle Guard 400A-600A
Catalog Number + "DOOR"	Door

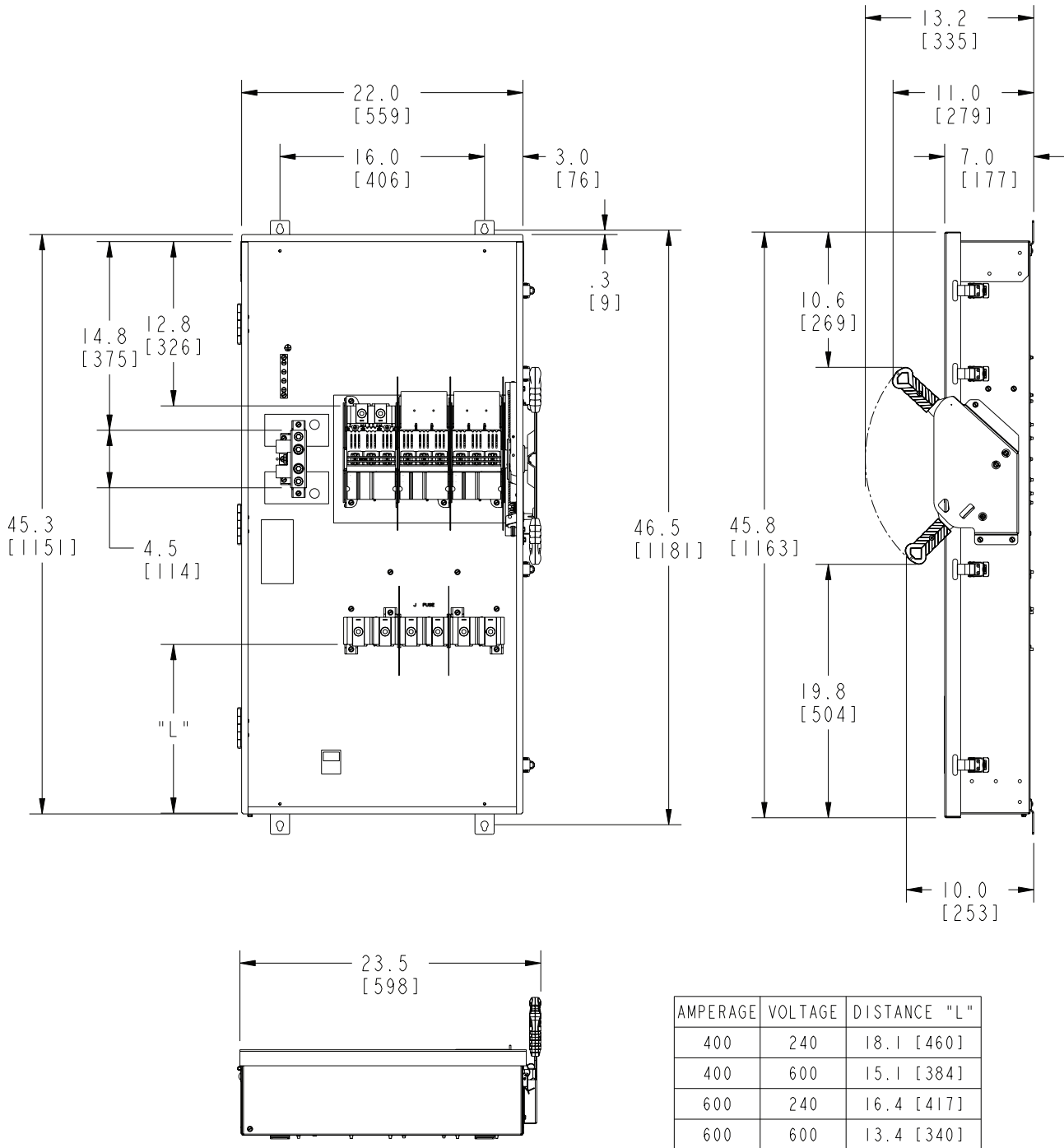
### Mechanical Lug Wire Ranges

Description	Wire Range with Wire Bending Space per NEC® requirements	Lug Wire Range
Line and Load Terminals (Fusible)	(1) 1/0 AWG - 600 kcmil or (1) 1/0 AWG - 500 kcmil	(1) 1/0 AWG - 750 kcmil or (2) 1/0 AWG - 500 kcmil
Description	Wire Range	
100% Neutral	(1) 1/0 - 600 kcmil or (1) 6 - 300 kcmil	
200% Neutral	(2) 1/0 - 600 kcmil or (2) 6 - 300 kcmil	
Equipment Ground	(2) 14 - 2/0 AWG	

① Purchase field replacement kit along with lugs. (See Speedfax pg. 4-20)

# Dimension Drawings

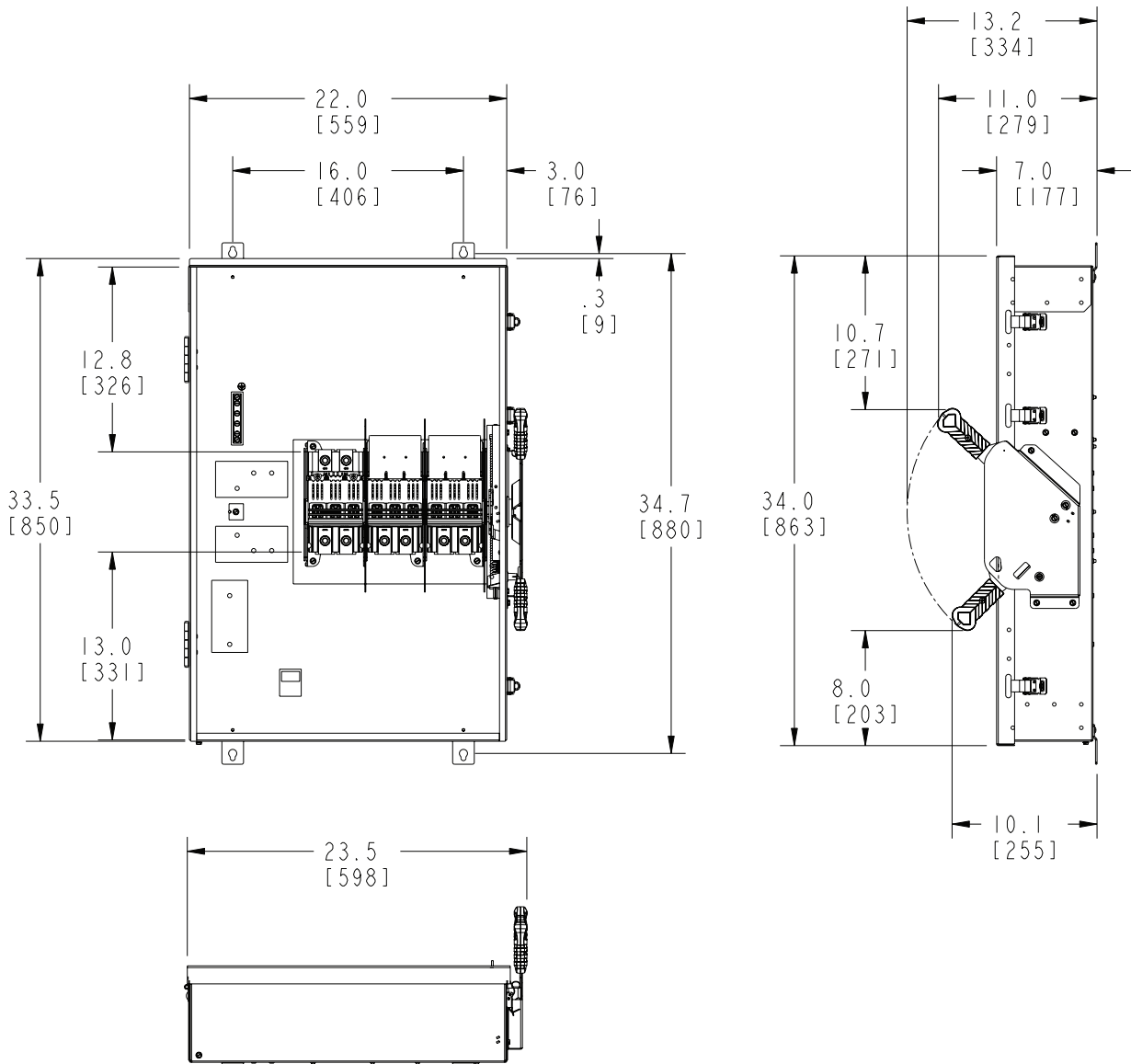
## Heavy Duty 400A 600V, Type 12 (Fusible)



Dimensions shown in inches and millimeters [ ].  
 Dimensions shown accurate to  $\pm 1/8$  inch.

Enclosure: Galvanized Steel  
 .060 thick (16 gauge)  
 Finish: ANSI Grey #61 Paint

# Heavy Duty 400A 600V, Type 12 (Non-Fusible)



Dimensions shown in inches and millimeters [ ].  
 Dimensions shown accurate to  $\pm 1/8$  inch.

Enclosure: Galvanized Steel  
 .060 thick (16 gauge)  
 Finish: ANSI Grey #61 Paint

Published by  
**Siemens 2020**

Siemens Industry, Inc.  
 3617 Parkway Ln.  
 Peachtree Corners, GA 30092

Siemens Technical Support: 1-800-333-7421  
 info.us@siemens.com  
 Order No. SSFL-H4612-0520  
 Printed in USA-CP  
 All Rights Reserved  
 © 2020, Siemens Industry, Inc.  
 usa.siemens.com/switches

The technical data presented in this document is based on an actual case or on as-designed parameters, and therefore should not be relied upon for any specific application and does not constitute a performance guarantee for any projects. Actual results are dependent on variable conditions. Accordingly, Siemens does not make representations, warranties, or assurances as to the accuracy, currency or completeness of the content contained herein. If requested, we will provide specific technical data or specifications with respect to any customer's particular applications. Our company is constantly involved in engineering and development. For that reason, we reserve the right to modify, at any time, the technology and product specifications contained herein.