

Control Circuit Protection

General Data

3NW7 Cylindrical Fuse Holders

Key Common Features

- Meets a wide variety of fuse sizes
- Multi-pole configurations
- Standard 35 mm (DIN) rail mounting
- Housing material meets UL-94-V0, self-extinguishing
- Meets UL 512 and CSA C22.2, No. 39 certifications
- CE Mark
- No tools required for insertion or removal of fuses
- Finger safe design
- With or without Blown Fuse Indicator
- Draw design includes spare fuse holder

Description

Depending on the cylindrical* fuse size selected 3NW7 fuse holders are available in 1, 1 + N, 2, 3, 3 + N and 4 pole configurations. Fuse sizes include 13/32" x 1-1/2" (Class CC and Midget), 8 mm x 32 mm, 10 mm x 38 mm, 14 mm x 51 mm and 22 x 58 mm.

Class CC fuse holders are UL Listed for branch circuit protection according to UL 512 and CSA C22.2, No. 39. They incorporate a rejection feature that only allows Class CC fuses to be used.

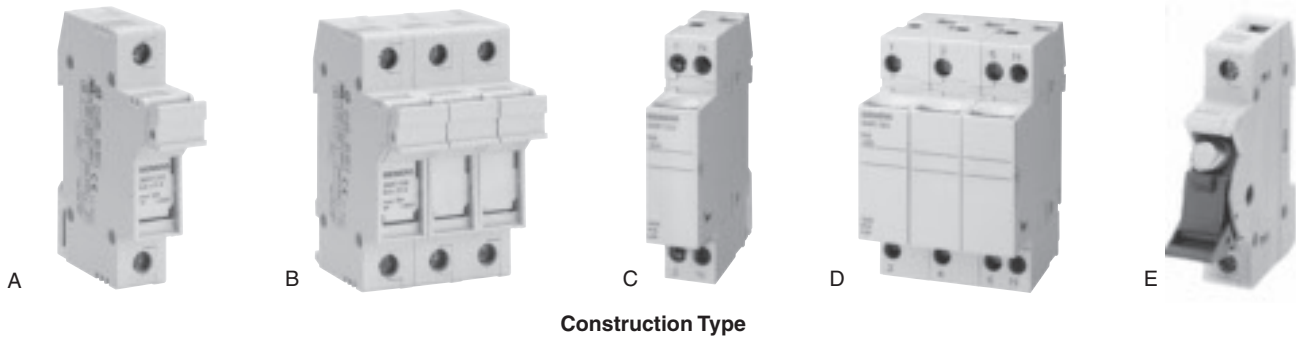
Midget, 8 mm x 32 mm, 10 mm x 38 mm, 14 mm x 51 mm, and 22 x 58 mm fuse holders are UL Recognized (refer to Technical Data for specific fuse holder certifications) as supplementary protectors according to UL 512 and CSA C22.2, No. 39. Supplementary protectors are designed to provide additional protection along with branch circuit protection

devices.

All fuse holders are equipped with either a fuse handle or draw mechanism for easy insertion and removal of cylindrical type fuses. During insertion and removal the fuses are isolated from the power/control circuit. Their compact size requires less space than typical open-type fuse holders and they mount directly onto standard 35 mm mounting rails.

Fuse holders for 8 mm x 32 mm, 10 mm x 38 mm fuses in the 1 + N draw design occupy the same mounting space as 1 pole designs. This unique design saves space when compared to the typical handle type fuse holder which requires two poles.

Selection and ordering data



Construction Type

Class CC Fuse Holders: UL Listed for Branch Circuit Protection³⁾

No. of Poles	In A	Fuse Size mm x mm	Without Blown Fuse Indicator				With Blown Fuse Indicator ²⁾			
			Order No.	List Price \$ 1 Item	Construction Type	Weight 1 Item kg	Order No.	List Price \$ 1 Item	Construction Type	Weight 1 Item kg
1	30	Class CC 10.3 x 38.1 (13/32" x 1-1/2")	3NW7513-0HG	—	E ¹⁾	0.056	—	—	—	
2			3NW7523-0HG	—		0.118	—	—	—	
3			3NW7533-0HG	—		0.172	—	—	—	

Midget Class Fuse Holders: UL Recognized for Supplementary Protection

No. of Poles	In A	Fuse Size mm x mm	Without Blown Fuse Indicator				With Blown Fuse Indicator ²⁾			
			Order No.	List Price \$ 1 Item	Construction Type	Weight 1 Item kg	Order No.	List Price \$ 1 Item	Construction Type	Weight 1 Item kg
1	30	Midget Class 10.3 x 38.1 (13/32" x 1-1/2")	3NW7013	—	C & D ¹⁾	0.056	3NW7014	—	0.059	
1 + N			3NW7053	—		0.069	3NW7054	—	0.072	
2			3NW7023	—		0.118	3NW7024	—	C & D ¹⁾	0.123
3			3NW7033	—		0.172	3NW7034	—	0.180	
3 + N			3NW7063	—		0.185	3NW7064	—	0.193	

Other Supplementary Protectors (Refer to page 16/26 for UL and CSA status)

No. of Poles	In A	Fuse Size mm x mm	Without Blown Fuse Indicator				With Blown Fuse Indicator ²⁾			
			Order No.	List Price \$ 1 Item	Construction Type	Weight 1 Item kg	Order No.	List Price \$ 1 Item	Construction Type	Weight 1 Item kg
1	20	8 x 32	3NW7313	—	C	0.056	3NW7314	—	C	0.059
	32	10 x 38	3NW7013	—	C	0.056	3NW7014	—	C	0.059
	50	14 x 51	3NW7111	—	A	0.095	3NW7112	—	A	0.095
	100	22 x 58	3NW7211	—	A	0.145	3NW7212	—	A	0.145
1 + N	20	8 x 32	3NW7353	—	C & D ¹⁾	0.069	3NW7354	—	C & D ¹⁾	0.072
	32	10 x 38	3NW7053	—	C & D ¹⁾	0.069	3NW7054	—	C & D ¹⁾	0.072
	50	14 x 51	3NW7151	—	A & B ¹⁾	0.215	3NW7152	—	A & B ¹⁾	0.215
	100	22 x 58	3NW7251	—	A & B ¹⁾	0.330	3NW7252	—	A & B ¹⁾	0.330
2	20	8 x 32	3NW7323	—	C & D ¹⁾	0.118	3NW7324	—	C & D ¹⁾	0.123
	32	10 x 38	3NW7023	—	C & D ¹⁾	0.118	3NW7024	—	C & D ¹⁾	0.123
	50	14 x 51	3NW7121	—	A & B ¹⁾	0.195	3NW7122	—	A & B ¹⁾	0.195
	100	22 x 58	3NW7221	—	A & B ¹⁾	0.300	3NW7222	—	A & B ¹⁾	0.300
3	20	8 x 32	3NW7333	—	C	0.172	3NW7334	—	D	0.180
	32	10 x 38	3NW7033	—	D	0.172	3NW7034	—	D	0.180
	50	14 x 51	3NW7131	—	B	0.295	3NW7132	—	B	0.295
	100	22 x 58	3NW7231	—	B	0.691	3NW7232	—	B	0.480
3 + N	20	8 x 32	3NW7363	—	C & D ¹⁾	0.185	3NW7364	—	C & D ¹⁾	0.193
	32	10 x 38	3NW7063	—	C & D ¹⁾	0.185	3NW7064	—	C & D ¹⁾	0.193
	50	14 x 51	3NW7161	—	A & B ¹⁾	0.315	3NW7162	—	A & B ¹⁾	0.315
	100	22 x 58	3NW7261	—	A & B ¹⁾	0.475	3NW7262	—	A & B ¹⁾	0.475

1) Same Mechanical Design - Other Pole Types Not Shown
2) LED is "ON" when fuse is blown (open)

3) UL 508 busbar available; 5ST3701-0HG, 5ST3705-0HG, 5ST3710-0HG.
See page 16/19.

Control Circuit Protection

General Data

3NW7 Cylindrical Fuse Holders

Technical data

Type		Class CC 3NW75.3-0HG	Midget 3NW70.3, 3NW70.4	3NW73..	3NW70..	3NW71..	3NW72..
Fuse size	mm x mm	10.3 x 38.1	10.3 x 38.1	8 x 32	10 x 38	14 x 51	22 x 58
	inch x inch	13/32" x 1-1/2"	13/32" x 1-1/2"	-	-	-	-
Standards		UL512, CSA C22.2		IEC 60269-1, -2, -3 NF C 60-200, NF C 63-210, -211 NBN C 63269-2-1 CEI 32-4, -12		UL512, CSA C22.2	IEC 60269-1, -2, -3 NF C 60-200, NF C 63-210, -211 NBN C 63269-2-1 CEI 32-4, -12
Certifications		UL Listed, Certified to Canadian Standards	UL Recognized, Certified to Canadian Standards	Not UL / CSA Rated		UL Recognized, Certified to Canadian Standards	Not UL / CSA Rated
UL file no.		E171267		-		E171267	-
Rated voltage	U _n	V AC	-	-	400	690	
	UL/CSA	V AC	600	600	400	600	
	UL	V DC	-	600 ¹⁾	-	-	
Rated current	A	30	30	20	32	50	100
Rated breaking capacity	kA	Fuse Selection Dependent		20	100		
Touch protection to BGV AC		Yes					
Degree of protection to IEC 60529		IP20, with connected conductors					
Operating temperature range	°C	-5 to +40; 90% max. humidity at +20					
Conductor cross sections							
Solid	mm ²	1.5 to 25	0.5 to 10	0.5 to 10		2.5 to 10	4 to 10
Stranded	mm ²	1.5 to 25	0.5 to 10	0.5 to 10		2.5 to 25	4 to 50
Finely Stranded	mm ²	-	0.5 to 10	0.5 to 10		2.5 to 16	4 to 35
UL/CSA	AWG	18 to 4	20 to 10	-	20 to 10	6 to 10	-
Terminal Tightening Torque	Nm	-	-	1.2		2	2.5
	lb. in.	-	-	10.9		18.2	22.7

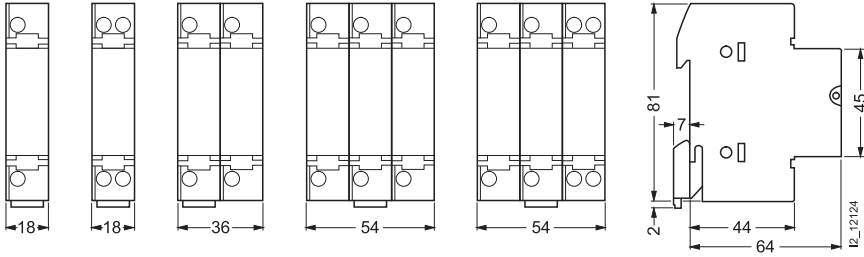
1) UL Recognized 600 V DC to meet the requirements of the US Solar Industry.

1
2
3
4
5
6
7
8
9
10
11
12
13
14
15
16

Dimensional drawings

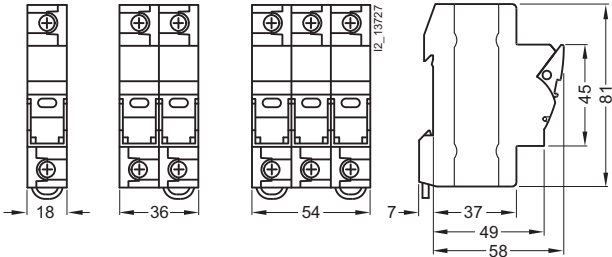
Typical Construction Type C & D

3NW73: Fuse Size 8 mm x 32 mm
 3NW70: Fuse Size 10 mm x 38 mm



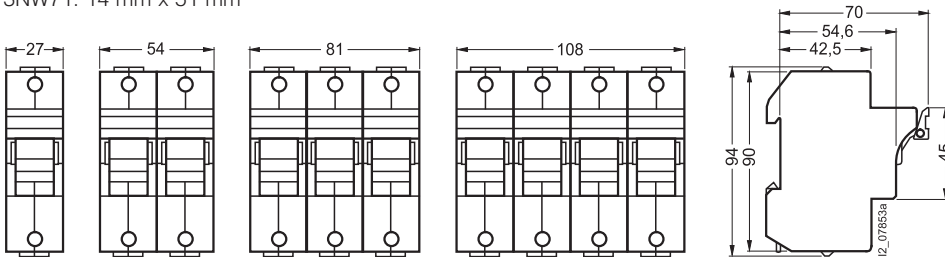
Typical Construction Type E

3NW75.3: Fuse Size 13/32" x 1-1/2", Class CC

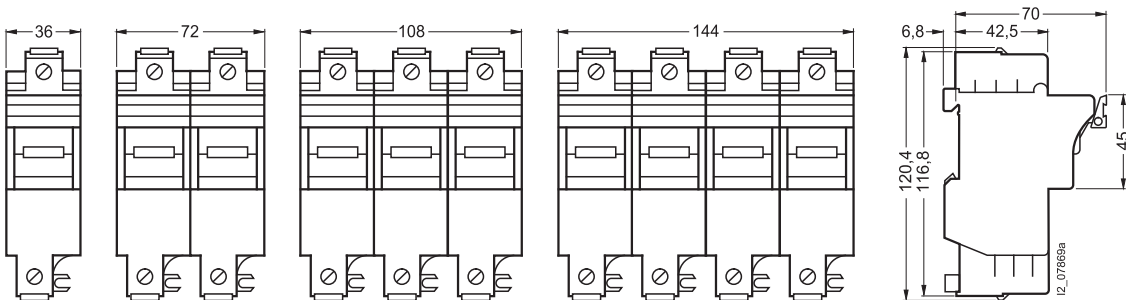


Typical Construction Type A & B

3NW71: 14 mm x 51 mm



3NW72: 22 mm x 58 mm



Control Circuit Protection

Supplementary Protection

3NC10 Open Cylindrical Fuse Holders

Features

3NC1038 open fuse holders have been certified in accordance with UL 512 and can be used with 13/32" x 1-1/2" (10 x 38 mm) fuses up to 600 V AC, 30 Amperes maximum.

- Type M Supplementary Fuse Holder for use with 13/32" x 1-1/2" (10 x 38 mm) Fuses
- Typical Supplementary Fuses: Bussmann KTK, FNQ, FNM, BAF and BAN. Includes MIDGET Class Fuses
- Ampere Rating: 32A
- Voltage Rating: 600 V
- Withstand Rating: 10,000 RMS Symmetrical (or interrupting rating of the fuse used, whichever is lower)
- Wire Range: 18 to 4 AWG
- UL Recognized, UL 512, Fuse Holder
- UL Flammability: 94VO
- Holder Material: Thermoplastic
- Surface Mounted



Selection and ordering

Description	Number of poles	Order Number	List Price \$	Weight Item kg
Cylindrical Fuse Holder Type M, Supplementary Fuses for 13/32" x 1-1/2" (10 x 38 mm)	1	3NC1038-1		0.042
	2	3NC1038-2		0.077
	3	3NC1038-3		0.113

Dimensions

