







ALPHA FIX Terminal Blocks

ALPHA FIX 8WA and 8WH Terminals with Screw Connection

Through-type, PE and PEN terminals

Selection and ordering data






Version	Order No.	Price	PG	PS* P. unit
		1 unit		Unit(s)
General details				
<ul style="list-style-type: none"> • Thermoplastic insulating base • Screw terminal on both sides • Enclosed on both sides 				
Note	Section	Page		
For labeling accessories see ...	Accessories	6/2		
Terminal size 2.5 mm²				
Through-type terminals, terminal size 2.5 mm²				
<ul style="list-style-type: none"> • Rated uninterrupted current 24 A • Rated insulation voltage 800 V • Mounting width 6 mm • Terminal height 26 mm • Terminal length 41 mm •  AWG 22-12 •  AWG 18-12 				
Versions				
<ul style="list-style-type: none"> • Individual terminal <ul style="list-style-type: none"> - beige - blue - red - green-yellow - orange - yellow - black - green • Terminal block <ul style="list-style-type: none"> - beige, 3-pole, width 18 mm - beige, 10-pole, width 61 mm, labeled 1 ... 10 - beige, 10-pole, width 61 mm, without inscription 				
				
8WA1 011-1DF11	8WA1 011-1DF11		041	100
				
8WA1 011-3DF21	8WA1 011-1BF23		041	50
	8WA1 011-1BF21		041	50
	8WA1 011-1PF11		041	50
	8WA1 011-1BF22		041	50
	8WA1 011-1BF26		041	50
	8WA1 011-1BF24		041	50
	8WA1 011-1BF25		041	50
				
8WA1 011-0DF21	8WA1 011-3DF21		041	10
	8WA1 011-0DF22		041	20
	8WA1 011-0DF21		041	20
Accessories				
Covers				
<ul style="list-style-type: none"> • With lightning symbol, for terminal size 1 to 2.5 mm² • White, facility for inscription, for terminal size 2.5 mm² • For link rails <ul style="list-style-type: none"> - transparent, for terminal size 2.5 to 6 mm² - white, facility for inscription, for terminal size 2.5 to 6 mm² 				
	Accessories	1/8	8WA1 810	041 50
	Accessories	1/8	8WA1 860	041 50
	Accessories	1/8	8WA1 822-7AX01	041 10
	Accessories	1/8	8WA1 822-7AX03	041 10
Links, for terminal size 2.5 mm²				
	Accessories	1/8	8WA1 822-7VF01	041 50
Blade terminals				
	Accessories	1/9	8WA1 890	041 100
Test sockets				
	Accessories	1/9	8WA1 854	041 100
Disconnecting bridges				
Note:				
Between terminals with terminal sizes 2.5 and 6 mm ² , two 8WH1 820 barriers are required.				
Insulation plates, for terminal size 2.5 to 6 mm²				
	Accessories	1/9	8WA1 825	041 50
Link rails, for terminal size 2.5 mm²				
	Accessories	1/9	8WA1 895	041 50
	Accessories	1/9	8WA1 896	041 50
	Accessories	1/9	8WA1 897	041 20
	Accessories	1/9	8WA1 898	041 10/200
Barriers, for terminal size 1 to 4 mm²				
	Accessories	1/9	8WA1 820	041 50
Through-type PE terminals, terminal size 2.5 mm²				
<ul style="list-style-type: none"> • Green-yellow • Mounting width 6 mm • Terminal height 26 mm • Terminal length 51 mm 				
Versions				
<ul style="list-style-type: none"> • One screw terminal • Two screw terminals 				
				
8WA1 011-1PF01	8WA1 011-1PF01		041	50
	8WA1 011-1PF00		041	50
Accessories				
	Section	Page		
	Accessories	1/9	8WA1 820	041 50

ALPHA FIX Terminal Blocks

ALPHA FIX 8WA and 8WH Terminals with Screw Connection

1

Through-type, PE and PEN terminals





Version	Order No.	Price	PG	PS* P. unit																																																																																																																																																																																																																			
		1 unit		Unit(s)																																																																																																																																																																																																																			
Terminal size 4 mm²																																																																																																																																																																																																																							
 <p>8WA1 011-1DG11</p>	Through-type terminals, terminal size 4 mm² <ul style="list-style-type: none"> Rated uninterrupted current 32 A Rated insulation voltage 800 V Mounting width 6.5 mm Terminal height 30 mm Terminal length 41 mm • RU AWG 18-10 • ® AWG 18-10 																																																																																																																																																																																																																						
	Versions <ul style="list-style-type: none"> Individual terminal <ul style="list-style-type: none"> - beige 8WA1 011-1DG11 041 100 - blue 8WA1 011-1BG11 041 50 - red 8WA1 011-1BG21 041 50 - green-yellow 8WA1 011-1PG11 041 50 - orange 8WA1 011-1BG22 041 50 - black 8WA1 011-1BG24 041 50 Terminal block <ul style="list-style-type: none"> - beige, 3-pole, width 19.5 mm 8WA1 011-3DG21 041 10 - beige, 10-pole, width 65.5 mm, with labeled 1 ... 10 8WA1 011-0DG22 041 20 - beige, 10-pole, width 65.5 mm, without inscription 8WA1 011-0DG21 041 20 																																																																																																																																																																																																																						
 <p>8WA1 011-0DG21</p>	Accessories <table border="1"> <thead> <tr> <th></th> <th>Section</th> <th>Page</th> <th></th> <th></th> <th></th> </tr> </thead> <tbody> <tr> <td colspan="6">Covers</td> </tr> <tr> <td>• With lightning symbol, for terminal size 4 and 6 mm²</td> <td>Accessories</td> <td>1/8</td> <td>8WA1 811</td> <td>041</td> <td>50</td> </tr> <tr> <td>• White, facility for inscription, for terminal size 4 and 6 mm²</td> <td>Accessories</td> <td>1/8</td> <td>8WA1 862</td> <td>041</td> <td>50</td> </tr> <tr> <td>• For link rails</td> <td></td> <td></td> <td></td> <td></td> <td></td> </tr> <tr> <td>- Transparent, for terminal size 2.5 to 6 mm²</td> <td>Accessories</td> <td>1/8</td> <td>8WA1 822-7AX01</td> <td>041</td> <td>10</td> </tr> <tr> <td>- White, facility for inscription, for terminal size 2.5 to 6 mm²</td> <td>Accessories</td> <td>1/8</td> <td>8WA1 822-7AX03</td> <td>041</td> <td>10</td> </tr> <tr> <td colspan="6">Fastening accessory</td> </tr> <tr> <td></td> <td>Accessories</td> <td>1/8</td> <td>8WA1 815</td> <td>041</td> <td>1</td> </tr> <tr> <td colspan="6">Links, for terminal size 4 mm²</td> </tr> <tr> <td></td> <td>Accessories</td> <td>1/8</td> <td>8WA1 822-7VG00</td> <td>041</td> <td>50</td> </tr> <tr> <td colspan="6">Flat-type terminals</td> </tr> <tr> <td></td> <td>Accessories</td> <td>1/9</td> <td>8WA1 890</td> <td>041</td> <td>100</td> </tr> <tr> <td colspan="6">Terminal strips</td> </tr> <tr> <td></td> <td>Accessories</td> <td>1/9</td> <td>8WA1 741-2X</td> <td>041</td> <td>5</td> </tr> <tr> <td colspan="6">Test sockets</td> </tr> <tr> <td></td> <td>Accessories</td> <td>1/9</td> <td>8WA1 854</td> <td>041</td> <td>100</td> </tr> <tr> <td colspan="6">Disconnecting bridges</td> </tr> <tr> <td></td> <td>Accessories</td> <td>1/9</td> <td>8WA1 865</td> <td>041</td> <td>50</td> </tr> <tr> <td colspan="6">Note: Between terminals with terminal sizes 2.5 and 6 mm², two 8WH1 820 barriers are required.</td> </tr> <tr> <td colspan="6">Insulation plates, for terminal size 2.5 to 6 mm²</td> </tr> <tr> <td></td> <td>Accessories</td> <td>1/9</td> <td>8WA1 825</td> <td>041</td> <td>50</td> </tr> <tr> <td colspan="6">Link rails, for terminal size 4 mm²</td> </tr> <tr> <td>• For two terminals</td> <td>Accessories</td> <td>1/9</td> <td>8WA1 850</td> <td>041</td> <td>50</td> </tr> <tr> <td>• For three terminals</td> <td>Accessories</td> <td>1/9</td> <td>8WA1 851</td> <td>041</td> <td>50</td> </tr> <tr> <td>• For four terminals</td> <td>Accessories</td> <td>1/9</td> <td>8WA1 852</td> <td>041</td> <td>20</td> </tr> <tr> <td>• For ten terminals</td> <td>Accessories</td> <td>1/9</td> <td>8WA1 853</td> <td>041</td> <td>10</td> </tr> <tr> <td colspan="6">Barriers, for terminal size 1 to 4 mm²</td> </tr> <tr> <td></td> <td>Accessories</td> <td>1/9</td> <td>8WA1 820</td> <td>041</td> <td>50</td> </tr> <tr> <td colspan="5">Through-type PE terminals, terminal size 4 mm²</td> </tr> <tr> <td rowspan="2">  <p>8WA1 011-1PG01</p> </td> <td colspan="4"> <ul style="list-style-type: none"> Green-yellow Mounting width 7.2 mm Terminal height 30 mm Terminal length 51 mm • RU ® </td> </tr> <tr> <td colspan="4"> Versions <ul style="list-style-type: none"> One screw terminal 8WA1 011-1PG01 041 50 Two screw terminals 8WA1 011-1PG00 041 50 </td> </tr> <tr> <td colspan="5"> Accessories <table border="1"> <thead> <tr> <th></th> <th>Section</th> <th>Page</th> <th></th> <th></th> <th></th> </tr> </thead> <tbody> <tr> <td colspan="6">Barriers, for terminal size 1 to 4 mm²</td> </tr> <tr> <td></td> <td>Accessories</td> <td>1/9</td> <td>8WA1 820</td> <td>041</td> <td>50</td> </tr> </tbody> </table> </td> </tr> </tbody> </table>					Section	Page				Covers						• With lightning symbol, for terminal size 4 and 6 mm ²	Accessories	1/8	8WA1 811	041	50	• White, facility for inscription, for terminal size 4 and 6 mm ²	Accessories	1/8	8WA1 862	041	50	• For link rails						- Transparent, for terminal size 2.5 to 6 mm ²	Accessories	1/8	8WA1 822-7AX01	041	10	- White, facility for inscription, for terminal size 2.5 to 6 mm ²	Accessories	1/8	8WA1 822-7AX03	041	10	Fastening accessory							Accessories	1/8	8WA1 815	041	1	Links, for terminal size 4 mm²							Accessories	1/8	8WA1 822-7VG00	041	50	Flat-type terminals							Accessories	1/9	8WA1 890	041	100	Terminal strips							Accessories	1/9	8WA1 741-2X	041	5	Test sockets							Accessories	1/9	8WA1 854	041	100	Disconnecting bridges							Accessories	1/9	8WA1 865	041	50	Note: Between terminals with terminal sizes 2.5 and 6 mm ² , two 8WH1 820 barriers are required.						Insulation plates, for terminal size 2.5 to 6 mm²							Accessories	1/9	8WA1 825	041	50	Link rails, for terminal size 4 mm²						• For two terminals	Accessories	1/9	8WA1 850	041	50	• For three terminals	Accessories	1/9	8WA1 851	041	50	• For four terminals	Accessories	1/9	8WA1 852	041	20	• For ten terminals	Accessories	1/9	8WA1 853	041	10	Barriers, for terminal size 1 to 4 mm²							Accessories	1/9	8WA1 820	041	50	Through-type PE terminals, terminal size 4 mm²					 <p>8WA1 011-1PG01</p>	<ul style="list-style-type: none"> Green-yellow Mounting width 7.2 mm Terminal height 30 mm Terminal length 51 mm • RU ® 				Versions <ul style="list-style-type: none"> One screw terminal 8WA1 011-1PG01 041 50 Two screw terminals 8WA1 011-1PG00 041 50 				Accessories <table border="1"> <thead> <tr> <th></th> <th>Section</th> <th>Page</th> <th></th> <th></th> <th></th> </tr> </thead> <tbody> <tr> <td colspan="6">Barriers, for terminal size 1 to 4 mm²</td> </tr> <tr> <td></td> <td>Accessories</td> <td>1/9</td> <td>8WA1 820</td> <td>041</td> <td>50</td> </tr> </tbody> </table>						Section	Page				Barriers, for terminal size 1 to 4 mm²							Accessories	1/9	8WA1 820	041	50
		Section	Page																																																																																																																																																																																																																				
Covers																																																																																																																																																																																																																							
• With lightning symbol, for terminal size 4 and 6 mm ²	Accessories	1/8	8WA1 811	041	50																																																																																																																																																																																																																		
• White, facility for inscription, for terminal size 4 and 6 mm ²	Accessories	1/8	8WA1 862	041	50																																																																																																																																																																																																																		
• For link rails																																																																																																																																																																																																																							
- Transparent, for terminal size 2.5 to 6 mm ²	Accessories	1/8	8WA1 822-7AX01	041	10																																																																																																																																																																																																																		
- White, facility for inscription, for terminal size 2.5 to 6 mm ²	Accessories	1/8	8WA1 822-7AX03	041	10																																																																																																																																																																																																																		
Fastening accessory																																																																																																																																																																																																																							
	Accessories	1/8	8WA1 815	041	1																																																																																																																																																																																																																		
Links, for terminal size 4 mm²																																																																																																																																																																																																																							
	Accessories	1/8	8WA1 822-7VG00	041	50																																																																																																																																																																																																																		
Flat-type terminals																																																																																																																																																																																																																							
	Accessories	1/9	8WA1 890	041	100																																																																																																																																																																																																																		
Terminal strips																																																																																																																																																																																																																							
	Accessories	1/9	8WA1 741-2X	041	5																																																																																																																																																																																																																		
Test sockets																																																																																																																																																																																																																							
	Accessories	1/9	8WA1 854	041	100																																																																																																																																																																																																																		
Disconnecting bridges																																																																																																																																																																																																																							
	Accessories	1/9	8WA1 865	041	50																																																																																																																																																																																																																		
Note: Between terminals with terminal sizes 2.5 and 6 mm ² , two 8WH1 820 barriers are required.																																																																																																																																																																																																																							
Insulation plates, for terminal size 2.5 to 6 mm²																																																																																																																																																																																																																							
	Accessories	1/9	8WA1 825	041	50																																																																																																																																																																																																																		
Link rails, for terminal size 4 mm²																																																																																																																																																																																																																							
• For two terminals	Accessories	1/9	8WA1 850	041	50																																																																																																																																																																																																																		
• For three terminals	Accessories	1/9	8WA1 851	041	50																																																																																																																																																																																																																		
• For four terminals	Accessories	1/9	8WA1 852	041	20																																																																																																																																																																																																																		
• For ten terminals	Accessories	1/9	8WA1 853	041	10																																																																																																																																																																																																																		
Barriers, for terminal size 1 to 4 mm²																																																																																																																																																																																																																							
	Accessories	1/9	8WA1 820	041	50																																																																																																																																																																																																																		
Through-type PE terminals, terminal size 4 mm²																																																																																																																																																																																																																							
 <p>8WA1 011-1PG01</p>	<ul style="list-style-type: none"> Green-yellow Mounting width 7.2 mm Terminal height 30 mm Terminal length 51 mm • RU ® 																																																																																																																																																																																																																						
	Versions <ul style="list-style-type: none"> One screw terminal 8WA1 011-1PG01 041 50 Two screw terminals 8WA1 011-1PG00 041 50 																																																																																																																																																																																																																						
Accessories <table border="1"> <thead> <tr> <th></th> <th>Section</th> <th>Page</th> <th></th> <th></th> <th></th> </tr> </thead> <tbody> <tr> <td colspan="6">Barriers, for terminal size 1 to 4 mm²</td> </tr> <tr> <td></td> <td>Accessories</td> <td>1/9</td> <td>8WA1 820</td> <td>041</td> <td>50</td> </tr> </tbody> </table>						Section	Page				Barriers, for terminal size 1 to 4 mm²							Accessories	1/9	8WA1 820	041	50																																																																																																																																																																																																	
	Section	Page																																																																																																																																																																																																																					
Barriers, for terminal size 1 to 4 mm²																																																																																																																																																																																																																							
	Accessories	1/9	8WA1 820	041	50																																																																																																																																																																																																																		

* See pages 7/9 through 7/12 for 8WA package size requirements.

ALPHA FIX Terminal Blocks

ALPHA FIX 8WA and 8WH Terminals with Screw Connection

Through-type, PE and PEN terminals






Version	Order No.	Price	PG	PS* P. unit																																																																																					
		1 unit		Unit(s)																																																																																					
Terminal size 6 mm²																																																																																									
 <p>8WA1 011-1DH11</p>	Through-type terminals, terminal size 6 mm² <ul style="list-style-type: none"> Rated uninterrupted current 41 A Rated insulation voltage 800 V Mounting width 8 mm Terminal height 33 mm Terminal length 41 mm AWG 14-8 AWG 16-8 																																																																																								
	Versions <ul style="list-style-type: none"> Individual terminal <ul style="list-style-type: none"> beige blue green-yellow black Terminal block <ul style="list-style-type: none"> beige, 3-pole, width 24.5 mm 																																																																																								
 <p>8WA1 011-3DH21</p>	Accessories <table border="1"> <thead> <tr> <th>Section</th> <th>Page</th> <th>Order No.</th> <th>PG</th> <th>PS* P. unit</th> </tr> </thead> <tbody> <tr> <td colspan="5">Covers</td> </tr> <tr> <td>With lightning symbol, for terminal size 1 to 2.5 mm²</td> <td>Accessories</td> <td>1/8</td> <td>8WA1 811</td> <td>041 50</td> </tr> <tr> <td>White, facility for inscription, for terminal size 4 and 6 mm²</td> <td>Accessories</td> <td>1/8</td> <td>8WA1 862</td> <td>041 50</td> </tr> <tr> <td>For link rails <ul style="list-style-type: none"> transparent, for terminal size 2.5 to 6 mm² </td> <td>Accessories</td> <td>1/8</td> <td>8WA1 822-7AX01</td> <td>041 10</td> </tr> <tr> <td>Links, for terminal size 6 mm²</td> <td>Accessories</td> <td>1/8</td> <td>8WA1 822-7VH00</td> <td>041 50</td> </tr> <tr> <td>Blade terminals</td> <td>Accessories</td> <td>1/9</td> <td>8WA1 890</td> <td>041 100</td> </tr> <tr> <td>Test sockets</td> <td>Accessories</td> <td>1/9</td> <td>8WA1 854</td> <td>041 100</td> </tr> <tr> <td>Disconnecting bridges</td> <td>Accessories</td> <td>1/9</td> <td>8WA1 865</td> <td>041 50</td> </tr> <tr> <td>Note: Between terminals with terminal sizes 2.5 and 6 mm², two 8WH1 820 barriers are required.</td> <td></td> <td></td> <td></td> <td></td> </tr> <tr> <td>Insulation plates, for terminal size 2.5 to 6 mm²</td> <td>Accessories</td> <td>1/9</td> <td>8WA1 825</td> <td>041 50</td> </tr> <tr> <td>Link rails, for terminal size 6 mm²</td> <td></td> <td></td> <td></td> <td></td> </tr> <tr> <td>For two terminals</td> <td>Accessories</td> <td>1/9</td> <td>8WA1 885</td> <td>041 50</td> </tr> <tr> <td>For three terminals</td> <td>Accessories</td> <td>1/9</td> <td>8WA1 886</td> <td>041 50</td> </tr> <tr> <td>For four terminals</td> <td>Accessories</td> <td>1/9</td> <td>8WA1 887</td> <td>041 20</td> </tr> <tr> <td>For ten terminals</td> <td>Accessories</td> <td>1/9</td> <td>8WA1 888</td> <td>041 10</td> </tr> <tr> <td>Barriers, for terminal size 6 and 16 mm²</td> <td>Accessories</td> <td>1/9</td> <td>8WA1 821</td> <td>041 50</td> </tr> </tbody> </table>				Section	Page	Order No.	PG	PS* P. unit	Covers					With lightning symbol, for terminal size 1 to 2.5 mm ²	Accessories	1/8	8WA1 811	041 50	White, facility for inscription, for terminal size 4 and 6 mm ²	Accessories	1/8	8WA1 862	041 50	For link rails <ul style="list-style-type: none"> transparent, for terminal size 2.5 to 6 mm² 	Accessories	1/8	8WA1 822-7AX01	041 10	Links, for terminal size 6 mm²	Accessories	1/8	8WA1 822-7VH00	041 50	Blade terminals	Accessories	1/9	8WA1 890	041 100	Test sockets	Accessories	1/9	8WA1 854	041 100	Disconnecting bridges	Accessories	1/9	8WA1 865	041 50	Note: Between terminals with terminal sizes 2.5 and 6 mm ² , two 8WH1 820 barriers are required.					Insulation plates, for terminal size 2.5 to 6 mm²	Accessories	1/9	8WA1 825	041 50	Link rails, for terminal size 6 mm²					For two terminals	Accessories	1/9	8WA1 885	041 50	For three terminals	Accessories	1/9	8WA1 886	041 50	For four terminals	Accessories	1/9	8WA1 887	041 20	For ten terminals	Accessories	1/9	8WA1 888	041 10	Barriers, for terminal size 6 and 16 mm²	Accessories	1/9	8WA1 821	041 50
	Section	Page	Order No.	PG	PS* P. unit																																																																																				
Covers																																																																																									
With lightning symbol, for terminal size 1 to 2.5 mm ²	Accessories	1/8	8WA1 811	041 50																																																																																					
White, facility for inscription, for terminal size 4 and 6 mm ²	Accessories	1/8	8WA1 862	041 50																																																																																					
For link rails <ul style="list-style-type: none"> transparent, for terminal size 2.5 to 6 mm² 	Accessories	1/8	8WA1 822-7AX01	041 10																																																																																					
Links, for terminal size 6 mm²	Accessories	1/8	8WA1 822-7VH00	041 50																																																																																					
Blade terminals	Accessories	1/9	8WA1 890	041 100																																																																																					
Test sockets	Accessories	1/9	8WA1 854	041 100																																																																																					
Disconnecting bridges	Accessories	1/9	8WA1 865	041 50																																																																																					
Note: Between terminals with terminal sizes 2.5 and 6 mm ² , two 8WH1 820 barriers are required.																																																																																									
Insulation plates, for terminal size 2.5 to 6 mm²	Accessories	1/9	8WA1 825	041 50																																																																																					
Link rails, for terminal size 6 mm²																																																																																									
For two terminals	Accessories	1/9	8WA1 885	041 50																																																																																					
For three terminals	Accessories	1/9	8WA1 886	041 50																																																																																					
For four terminals	Accessories	1/9	8WA1 887	041 20																																																																																					
For ten terminals	Accessories	1/9	8WA1 888	041 10																																																																																					
Barriers, for terminal size 6 and 16 mm²	Accessories	1/9	8WA1 821	041 50																																																																																					
 <p>8WA1 010-1PH01</p>	Through-type PE terminals, terminal size 6 mm², one screw terminal <ul style="list-style-type: none"> Bare Mounting width 6 mm Terminal height 25 mm Terminal length 44 mm Also for use as shield terminal 																																																																																								
	Accessories <table border="1"> <thead> <tr> <th>Section</th> <th>Page</th> <th>Order No.</th> <th>PG</th> <th>PS* P. unit</th> </tr> </thead> <tbody> <tr> <td>Barriers, for terminal size 6 and 16 mm²</td> <td>Accessories</td> <td>1/9</td> <td>8WA1 821</td> <td>041 50</td> </tr> </tbody> </table>				Section	Page	Order No.	PG	PS* P. unit	Barriers, for terminal size 6 and 16 mm²	Accessories	1/9	8WA1 821	041 50																																																																											
Section	Page	Order No.	PG	PS* P. unit																																																																																					
Barriers, for terminal size 6 and 16 mm²	Accessories	1/9	8WA1 821	041 50																																																																																					
 <p>8WA1 011-1PH00</p>	Through-type PE terminals, terminal size 6 mm², two screw terminals <ul style="list-style-type: none"> Green-yellow Mounting width 8 mm Terminal height 33 mm Terminal length 51 mm AWG 																																																																																								
	Accessories <table border="1"> <thead> <tr> <th>Section</th> <th>Page</th> <th>Order No.</th> <th>PG</th> <th>PS* P. unit</th> </tr> </thead> <tbody> <tr> <td>Barriers, for terminal size 6 and 16 mm²</td> <td>Accessories</td> <td>1/9</td> <td>8WA1 821</td> <td>041 50</td> </tr> </tbody> </table>				Section	Page	Order No.	PG	PS* P. unit	Barriers, for terminal size 6 and 16 mm²	Accessories	1/9	8WA1 821	041 50																																																																											
Section	Page	Order No.	PG	PS* P. unit																																																																																					
Barriers, for terminal size 6 and 16 mm²	Accessories	1/9	8WA1 821	041 50																																																																																					

ALPHA FIX Terminal Blocks

ALPHA FIX 8WA and 8WH Terminals with Screw Connection

1

Through-type, PE and PEN terminals











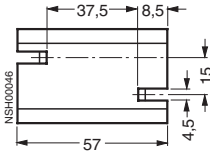


Version	Order No.	Price	PG	PS* P. unit																																																																						
		1 unit		Unit(s)																																																																						
Terminal size 16 mm²																																																																										
 <p>8WA1 204</p>	Through-type terminals, terminal size 16 mm² <ul style="list-style-type: none"> Rated uninterrupted current 76 A Rated insulation voltage 800 V Mounting width 10 mm Terminal height 38 mm Terminal length 41 mm • SI AWG 12-4 • @ AWG 14-6 																																																																									
	Versions <ul style="list-style-type: none"> Individual terminal <ul style="list-style-type: none"> - beige 8WA1 204 041 20 - blue 8WA1 011-1BK11 041 10 Terminal block <ul style="list-style-type: none"> - 3-pole, width 30 mm 8WA1 304 041 20 																																																																									
 <p>8WA1 304</p>	Accessories <table border="1"> <thead> <tr> <th>Section</th> <th>Page</th> <th>Order No.</th> <th>PG</th> <th>PS*</th> </tr> </thead> <tbody> <tr> <td colspan="5">Covers</td> </tr> <tr> <td>With lightning symbol, for terminal size 16 mm²</td> <td>Accessories</td> <td>1/8</td> <td>8WA1 812</td> <td>041 50</td> </tr> <tr> <td>White, facility for inscription, for terminal size 16 mm²</td> <td>Accessories</td> <td>1/8</td> <td>8WA1 892</td> <td>041 50</td> </tr> <tr> <td>For link rails</td> <td></td> <td></td> <td></td> <td></td> </tr> <tr> <td>- transparent, for terminal size 16 and 35 mm²</td> <td>Accessories</td> <td>1/8</td> <td>8WA1 822-7AX02</td> <td>041 10</td> </tr> <tr> <td>- white, facility for inscription, for terminal size 16 and 35 mm²</td> <td>Accessories</td> <td>1/8</td> <td>8WA1 822-7AX04</td> <td>041 10</td> </tr> <tr> <td>Insulation plates, for terminal size 16 and 35 mm²</td> <td>Accessories</td> <td>1/9</td> <td>8WA1 822-7TK00</td> <td>041 50</td> </tr> <tr> <td colspan="5">Link rails, for terminal size 16 mm²</td> </tr> <tr> <td>For two terminals</td> <td>Accessories</td> <td>1/9</td> <td>8WA1 842</td> <td>041 20</td> </tr> <tr> <td>For three terminals</td> <td>Accessories</td> <td>1/9</td> <td>8WA1 845</td> <td>041 20</td> </tr> <tr> <td>For four terminals</td> <td>Accessories</td> <td>1/9</td> <td>8WA1 848</td> <td>041 10</td> </tr> <tr> <td>For ten terminals</td> <td>Accessories</td> <td>1/9</td> <td>8WA1 802</td> <td>041 10</td> </tr> <tr> <td>Barriers, for terminal size 6 and 16 mm²</td> <td>Accessories</td> <td>1/9</td> <td>8WA1 821</td> <td>041 50</td> </tr> </tbody> </table>				Section	Page	Order No.	PG	PS*	Covers					With lightning symbol, for terminal size 16 mm ²	Accessories	1/8	8WA1 812	041 50	White, facility for inscription, for terminal size 16 mm ²	Accessories	1/8	8WA1 892	041 50	For link rails					- transparent, for terminal size 16 and 35 mm ²	Accessories	1/8	8WA1 822-7AX02	041 10	- white, facility for inscription, for terminal size 16 and 35 mm ²	Accessories	1/8	8WA1 822-7AX04	041 10	Insulation plates, for terminal size 16 and 35 mm²	Accessories	1/9	8WA1 822-7TK00	041 50	Link rails, for terminal size 16 mm²					For two terminals	Accessories	1/9	8WA1 842	041 20	For three terminals	Accessories	1/9	8WA1 845	041 20	For four terminals	Accessories	1/9	8WA1 848	041 10	For ten terminals	Accessories	1/9	8WA1 802	041 10	Barriers, for terminal size 6 and 16 mm²	Accessories	1/9	8WA1 821	041 50
	Section	Page	Order No.	PG	PS*																																																																					
Covers																																																																										
With lightning symbol, for terminal size 16 mm ²	Accessories	1/8	8WA1 812	041 50																																																																						
White, facility for inscription, for terminal size 16 mm ²	Accessories	1/8	8WA1 892	041 50																																																																						
For link rails																																																																										
- transparent, for terminal size 16 and 35 mm ²	Accessories	1/8	8WA1 822-7AX02	041 10																																																																						
- white, facility for inscription, for terminal size 16 and 35 mm ²	Accessories	1/8	8WA1 822-7AX04	041 10																																																																						
Insulation plates, for terminal size 16 and 35 mm²	Accessories	1/9	8WA1 822-7TK00	041 50																																																																						
Link rails, for terminal size 16 mm²																																																																										
For two terminals	Accessories	1/9	8WA1 842	041 20																																																																						
For three terminals	Accessories	1/9	8WA1 845	041 20																																																																						
For four terminals	Accessories	1/9	8WA1 848	041 10																																																																						
For ten terminals	Accessories	1/9	8WA1 802	041 10																																																																						
Barriers, for terminal size 6 and 16 mm²	Accessories	1/9	8WA1 821	041 50																																																																						
 <p>8WA1 011-1PK00</p>	Through-type PE terminals and through-type PEN terminals, terminal size 16 mm² <ul style="list-style-type: none"> Green-yellow For I = 76 A Mounting width 12 mm Terminal height 38 mm Terminal length 53 mm Two screw terminals • SI @ 																																																																									
	Accessories <table border="1"> <thead> <tr> <th>Section</th> <th>Page</th> <th>Order No.</th> <th>PG</th> <th>PS*</th> </tr> </thead> <tbody> <tr> <td>Barriers, for terminal size 6 and 16 mm²</td> <td>Accessories</td> <td>1/9</td> <td>8WA1 821</td> <td>041 50</td> </tr> </tbody> </table>				Section	Page	Order No.	PG	PS*	Barriers, for terminal size 6 and 16 mm²	Accessories	1/9	8WA1 821	041 50																																																												
Section	Page	Order No.	PG	PS*																																																																						
Barriers, for terminal size 6 and 16 mm²	Accessories	1/9	8WA1 821	041 50																																																																						
Terminal size 35 mm²																																																																										
 <p>8WA1 205</p>	Through-type terminals, terminal size 35 mm² <ul style="list-style-type: none"> Rated uninterrupted current 125 A Rated insulation voltage 800 V Mounting width 16 mm Terminal height 50 mm Terminal length 53 mm • SI AWG 10-1 • @ AWG 12-2 																																																																									
	Versions <ul style="list-style-type: none"> Individual terminal <ul style="list-style-type: none"> - beige 8WA1 205 041 20 - blue 8WA1 011-1BM11 041 10 Terminal block <ul style="list-style-type: none"> - 3-pole, width 48 mm 8WA1 305 041 20 																																																																									
 <p>8WA1 305</p>	Accessories <table border="1"> <thead> <tr> <th>Section</th> <th>Page</th> <th>Order No.</th> <th>PG</th> <th>PS*</th> </tr> </thead> <tbody> <tr> <td colspan="5">Covers</td> </tr> <tr> <td>With lightning symbol, for terminal size 35 mm²</td> <td>Accessories</td> <td>1/8</td> <td>8WA1 813</td> <td>041 50</td> </tr> <tr> <td>White, facility for inscription, for terminal size 35 mm²</td> <td>Accessories</td> <td>1/8</td> <td>8WA1 893</td> <td>041 50</td> </tr> <tr> <td>For link rails</td> <td></td> <td></td> <td></td> <td></td> </tr> <tr> <td>- transparent, for terminal size 16 and 35 mm²</td> <td>Accessories</td> <td>1/8</td> <td>8WA1 822-7AX02</td> <td>041 10</td> </tr> <tr> <td>Insulation plates, for terminal size 16 and 35 mm²</td> <td>Accessories</td> <td>1/9</td> <td>8WA1 822-7TK00</td> <td>041 50</td> </tr> <tr> <td colspan="5">Link rails, for terminal size 35 mm²</td> </tr> <tr> <td>For two terminals</td> <td>Accessories</td> <td>1/9</td> <td>8WA1 828</td> <td>041 20</td> </tr> <tr> <td>For three terminals</td> <td>Accessories</td> <td>1/9</td> <td>8WA1 803</td> <td>041 20</td> </tr> <tr> <td>For ten terminals</td> <td>Accessories</td> <td>1/9</td> <td>8WA1 804</td> <td>041 10</td> </tr> <tr> <td>Barriers, for terminal size 35 mm²</td> <td>Accessories</td> <td>1/9</td> <td>8WA1 823</td> <td>041 25</td> </tr> </tbody> </table>				Section	Page	Order No.	PG	PS*	Covers					With lightning symbol, for terminal size 35 mm ²	Accessories	1/8	8WA1 813	041 50	White, facility for inscription, for terminal size 35 mm ²	Accessories	1/8	8WA1 893	041 50	For link rails					- transparent, for terminal size 16 and 35 mm ²	Accessories	1/8	8WA1 822-7AX02	041 10	Insulation plates, for terminal size 16 and 35 mm²	Accessories	1/9	8WA1 822-7TK00	041 50	Link rails, for terminal size 35 mm²					For two terminals	Accessories	1/9	8WA1 828	041 20	For three terminals	Accessories	1/9	8WA1 803	041 20	For ten terminals	Accessories	1/9	8WA1 804	041 10	Barriers, for terminal size 35 mm²	Accessories	1/9	8WA1 823	041 25										
	Section	Page	Order No.	PG	PS*																																																																					
Covers																																																																										
With lightning symbol, for terminal size 35 mm ²	Accessories	1/8	8WA1 813	041 50																																																																						
White, facility for inscription, for terminal size 35 mm ²	Accessories	1/8	8WA1 893	041 50																																																																						
For link rails																																																																										
- transparent, for terminal size 16 and 35 mm ²	Accessories	1/8	8WA1 822-7AX02	041 10																																																																						
Insulation plates, for terminal size 16 and 35 mm²	Accessories	1/9	8WA1 822-7TK00	041 50																																																																						
Link rails, for terminal size 35 mm²																																																																										
For two terminals	Accessories	1/9	8WA1 828	041 20																																																																						
For three terminals	Accessories	1/9	8WA1 803	041 20																																																																						
For ten terminals	Accessories	1/9	8WA1 804	041 10																																																																						
Barriers, for terminal size 35 mm²	Accessories	1/9	8WA1 823	041 25																																																																						

* See pages 7/9 through 7/12 for 8WA package size requirements.

ALPHA FIX Terminal Blocks

ALPHA FIX 8WA and 8WH Terminals with Screw Connection

Through-type, PE and PEN terminals








Version	Order No.	Price	PG	PS* P. unit
		1 unit		Unit(s)
 <p>Through-type PE terminals and through-type PEN terminals, terminal size 35 mm²</p> <ul style="list-style-type: none"> • Green-yellow • For I = 125 A • Mounting width 16 mm • Terminal height 50 mm • Terminal length 53 mm • Two screw terminals •   	8WA1 011-1PM00		041	25
<p>Accessories</p> <p>Barriers, for terminal size 35 mm²</p>	Accessories	1/9	8WA1 823	041 25
8WA1 011-1PM00				
Terminal size 70 mm²				
 <p>Through-type terminals, terminal size 70 mm²</p> <ul style="list-style-type: none"> • Rated uninterrupted current 192 A • Rated insulation voltage 800 V • Mounting width 25 mm • Terminal height 64.5 mm • Terminal length 73.5 mm •  AWG 8-3/0 •  AWG 8-1/0 				
8WA1 206				
<p>Versions</p> <ul style="list-style-type: none"> • Beige • Blue 	8WA1 206		041	10/60
	8WA1 011-1BP11		041	10
<p>Accessories</p> <p>Covers, with lightning symbol, for terminal size 70 mm²</p>	Accessories	1/8	8WA1 814	041 50
	Accessories	1/9	8WA1 216	041 20
	Accessories	1/9	8WA1 824	041 25
Accessories				
 <p>Covers</p> <ul style="list-style-type: none"> • With lightning symbol <ul style="list-style-type: none"> - for terminal size 1 to 2.5 mm² - for terminal size 4 and 6 mm² - for terminal size 16 mm² - for terminal size 35 mm² - for terminal size 70 mm² • White, facility for inscription <ul style="list-style-type: none"> - for terminal size 2.5 mm² - for terminal size 4 and 6 mm² - for terminal size 16 mm² - for terminal size 35 mm² • For link rails, transparent <ul style="list-style-type: none"> - for terminal size 2.5 to 6 mm² - for terminal size 16 and 35 mm² • For link rails, white, facility for inscription <ul style="list-style-type: none"> - for through-type terminals, size 2.5 to 6 mm² 	8WA1 810		041	50
8WA1 810	8WA1 811		041	50
	8WA1 812		041	50
	8WA1 813		041	50
	8WA1 814		041	50
 <p>White, facility for inscription</p> <ul style="list-style-type: none"> - for terminal size 2.5 mm² - for terminal size 4 and 6 mm² - for terminal size 16 mm² - for terminal size 35 mm² 	8WA1 860		041	50
8WA1 860	8WA1 862		041	50
	8WA1 892		041	50
	8WA1 893		041	50
 <p>For link rails, transparent</p> <ul style="list-style-type: none"> - for terminal size 2.5 to 6 mm² - for terminal size 16 and 35 mm² 	8WA1 822-7AX01		041	10
8WA1 822-7AX01	8WA1 822-7AX02		041	10
	8WA1 822-7AX03		041	10
 <p>Fastening accessory</p> <ul style="list-style-type: none"> • For screw fixing of terminal blocks 	8WA1 815		041	1
 <p>Dimensions: 37,5, 8,5, 15, 57, 4,5, N5H00046</p>				
8WA1 815				
 <p>Links</p> <p>For link rails</p> <ul style="list-style-type: none"> • For terminal size 2.5 mm² • For terminal size 4 mm² • For terminal size 6 mm² 	8WA1 822-7VF01		041	50
8WA1 822-7VF01	8WA1 822-7VG00		041	50
	8WA1 822-7VH00		041	50
 <p>End retainers, thermoplastic</p> <p>Width 10 mm</p>	8WA1 808		041	50
8WA1 808				

ALPHA FIX Terminal Blocks

ALPHA FIX 8WA and 8WH Terminals with Screw Connection

1

Through-type, PE and PEN terminals

Version	Order No.	Price	PG	PS* P. unit
 8WA1 890	Flat-type terminals	8WA1 890	1 unit	Unit(s)
	<ul style="list-style-type: none"> • Slotted • 6.3 to 0.8 • Up to 18 A 		041	100
 8WA1 741-2X	Terminal strips	8WA1 741-2X		
	<ul style="list-style-type: none"> • 6-pole • Labeled 1 to 6 		041	5
 8WA1 854	Test sockets	8WA1 854		
	<ul style="list-style-type: none"> • Ø 2.3 mm • Up to 10 A 		041	100
 8WA1 865	Disconnecting bridges	8WA1 865		
	Up to 32 A Note Between terminals with terminal sizes 2.5 and 6 mm ² , two 8WH1 820barriers are required.		041	50
 8WA1 825	Insulation plates	8WA1 825 8WA1 822-7TK00		
	<ul style="list-style-type: none"> • For terminal size 2.5 to 6 mm² • For terminal size 16 and 35 mm² 		041 041	50 50
 8WA1 895	Link rails			
	<ul style="list-style-type: none"> • For terminal size 2.5 mm² <ul style="list-style-type: none"> - for two terminals - for three terminals - for four terminals - for ten terminals • For terminal size 4 mm² <ul style="list-style-type: none"> - for two terminals - for three terminals - for four terminals - for ten terminals • For terminal size 6 mm² <ul style="list-style-type: none"> - for two terminals - for three terminals - for four terminals - for ten terminals • For terminal size 16 mm² <ul style="list-style-type: none"> - for two terminals - for three terminals - for four terminals - for ten terminals • For terminal size 35 mm² <ul style="list-style-type: none"> - for two terminals - for three terminals - for ten terminals • For terminal size 70 mm² <ul style="list-style-type: none"> - for two terminals 	8WA1 895 8WA1 896 8WA1 897 8WA1 898 8WA1 850 8WA1 851 8WA1 852 8WA1 853 8WA1 885 8WA1 886 8WA1 887 8WA1 888 8WA1 842 8WA1 845 8WA1 848 8WA1 802 8WA1 828 8WA1 803 8WA1 804 8WA1 216	041 041 041 041 041 041 041 041 041 041 041 041 041 041 041 041 041 041 041 041	50 50 20 10/200 50 50 20 10 50 50 20 10 20 20 10 10 20 20 10 20
 8WA1 820	Barriers	8WA1 820 8WA1 821 8WA1 823 8WA1 824		
	<ul style="list-style-type: none"> • For terminal size 1 to 4 mm² • For terminal size 6 and 16 mm² • For terminal size 35 mm² • For terminal size 70 mm² 		041 041 041 041	50 50 25 25

* See pages 7/9 through 7/12 for 8WA package size requirements.