

# ALPHA FIX Terminal Blocks

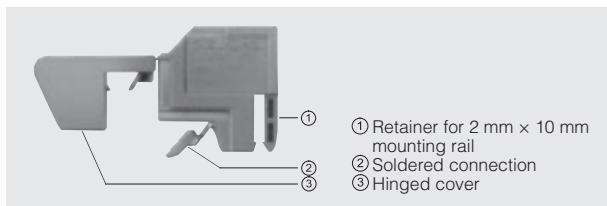
## ALPHA FIX 8WA and 8WH Terminals with Screw Connection

### Overview



The 8WA9 200 terminals are used for transformers and rectifiers. The terminals are insulated on both sides, and are finger-safe according to DIN VDE 0106 Part 100. They possess all properties of the SIGUT connection system.

Break-off 12-part 8WA8 858-... labeling strips or the normal labeling accessories can be used to designate the transformer terminals.

In addition to the screw terminal, the 8WA9 terminals have a 6.3-0.8 flat connector. The soldered connection is protected by a hinged cover following soldering on of the conductor.



### Selection and ordering data

Terminal size conductor cross-section	Version	Order No.	Price	PG	PS* P. unit		
					Unit(s)		
<b>General details</b>							
• Enclosed on both sides							
<b>Terminal size 4 mm<sup>2</sup></b>							
 <p>8WA9 200 (side view)</p>  <p>8WA9 200 (plan view)</p>		<b>Transformer terminals, terminal size 4 mm<sup>2</sup></b> <ul style="list-style-type: none"> <li>• Beige</li> <li>• Rated uninterrupted current 24 A</li> <li>• Rated insulation voltage according to DIN VDE 0110, Group C 690 V, 600 V to Ⓢ, 600 V to Ⓢ Group D</li> <li>• Mounting width 7.5 mm</li> <li>• Terminal height 34 mm</li> <li>• Terminal length 27 mm</li> <li>• With insulating base</li> <li>• Made from molded thermoplastic</li> <li>• For 2 mm x 10 mm mounting rail</li> <li>• Screw terminal:                             <ul style="list-style-type: none"> <li>- Solid</li> <li>- 0,5 mm<sup>2</sup> to 6 mm<sup>2</sup></li> <li>- flexible</li> <li>- with or without end sleeve</li> <li>- 0,5 mm<sup>2</sup> to 4 mm<sup>2</sup></li> <li>- stripped length 10 mm</li> </ul> </li> <li>• Flat-type connection: 6,3-0,8</li> <li>• Weld-on connection:                             <ul style="list-style-type: none"> <li>- solid up to Ø 3 mm</li> <li>- flexible up to 2.5 mm<sup>2</sup></li> <li>- stripped length 7 mm</li> <li>- Ⓢ18-10 AWG, Ⓢ18-10 AWG</li> </ul> </li> </ul>		<b>8WA9 200</b>		041	100
<b>Accessories</b>		<b>Section</b>	<b>Page</b>				
<b>Labeling strips</b>							
• Bare		Accessories	1/43	<b>8WA8 848-2AY</b>	041 100		
• Inscription as selected		Accessories	1/43	<b>8WA8 847-0XA</b>	041 100		
<b>Accessories</b>							
<b>Labeling strips</b>							
• Blank				<b>8WA8 848-2AY</b>	041 100		
• Inscription as selected				<b>8WA8 847-0XA</b>	041 100		

\* See pages 7/9 through 7/12 for 8WA package size requirements.