

Control Circuit Protection Supplementary Protection Accessories

Accessories for
5SY and 5SP supplementary protectors

Features

- For use with 5SY and 5SP supplementary protectors
- UL and CSA Certified to UL 508

Selection and ordering data



	Length mm	For use with 5SY			For use with 5SP ³⁾		
		Order No.	List Price \$ 1 item	Weight 1 item kg	Order No.	List Price \$ 1 item	Weight 1 item kg
Busbars²⁾ without end caps (can be cut)							
1-pole	1000	5ST3 701-0HG		0.330	5ST3 701-2HG		0.450
1-pole + AS or FC ¹⁾		5ST3 703-0HG			-		
2-pole	1000	5ST3 705-0HG		0.508	5ST3 705-2HG		0.690
2-pole + AS or FC ¹⁾		5ST3 707-0HG			-		
3-pole	1000	5ST3 710-0HG		0.800	5ST3 710-2HG		1.090
3-pole + AS or FC ¹⁾		5ST3 712-0HG			-		
Busbar End Caps							
1-pole		5ST3 748-0HG		0.001	5ST3 748-0HG		0.001
2- & 3- pole		5ST3 750-0HG			5ST3 750-0HG		
Connection terminals							
	Wire size						
Infeed - MCBs	6 - 35 mm ² 10 - 1/0 AWG	5ST3 770-0HG		0.035	5ST3 770-0HG		0.035
Infeed - busbars	1.5 - 50 mm ² 14 - 1 AWG	5ST3 770-1HG		0.016	5ST3 770-1HG		0.016
Touch protection covers²⁾							
		5ST3 655-0HG		0.003	5ST3 655-0HG		0.003
	5 x 1 pin						

1) Used with appropriate pole supplementary protector + 1 auxiliary switch (AS) or 1 fault signal contact (FC).

2) Always cover all exposed terminals with touch protection covers 5ST3655-0HG.

3) Maximum 100 A for infeed at the start of a busbar.

Technical Data

		5ST3 7..-0HG	5ST3 7..-2HG	5ST3 770-0HG	5ST3 770-1HG
Standards		UL 508, CSA C22.2 No. 14-M 95,			
Certifications		UL 508 File No. E328403 CSA			
Operational voltage					
• IEC	V AC	690			
• UL 508	V AC	600			
Rated current	A	-	-	115	
Maximum busbar current I_s per phase					
• Infeed at the start of the busbar	A	80	100	-	-
• Infeed at the center of the busbar	A	160	200	-	-
Busbar cross-section	mm ² Cu	18	25	-	-
Conductor cross-sections					
	AWG	-	-	10-1/0	14-1
	mm ²	-	-	6-35	1.5-50
Terminals - terminal tightening torque					
	Nm	-	-	5	3.5
	lbs/in	-	-	50	35

Control Circuit Protection Supplementary Protection Accessories








Accessories for 5SY and 5SP supplementary protectors

Technical Data

Busbar system ¹⁾

- Acc. to DIN 57 606 and DIN 57 659
- Load for one-side/central infeed:
80 A/130 A for 16 mm²
- Pin-type connections
- Single and multi-phase
- Cu: 16 mm² and fully insulated
- Lug spacing: 18 mm
- No additional connection terminal required for stranded connections up to 35 mm²
- Excellent accessibility of the feeder cables
- Busbars do not comply with UL1077

Selection and ordering data

	Length mm	Order No.	List Price \$ 1 item	Price group	Weight 1 item kg
Accessories for 5SY4, 5SY5 miniature circuit-breakers					
	Busbars 16mm²				
	Fully insulated (Do not cut):				
	1-phase	214	5ST3 700		0.040
	1-phase + AS		5ST3 702		
	2-phase		5ST3 704		0.060
	2-phase + AS		5ST3 706		
	3-phase		5ST3 708		0.100
	3-phase + AS		5ST3 711		
	3 × (1-phase + AS)		5ST3 713		
	4-phase		5ST3 715		0.150
	Without end caps (Can be cut):				
	1-phase	1016	5ST3 701		0.190
	1-phase + AS		5ST3 703		
	2-phase		5ST3 705		0.290
2-phase + AS		5ST3 707			
3-phase		5ST3 710		0.430	
3-phase + AS		5ST3 712			
3 × (1-phase + AS)		5ST3 714			
4-phase		5ST3 716		0.700	
	End caps for lateral insulation of cut-to-length busbars				
	1- phase		5ST3 748		0.001
	2- and 3-phase		5ST3 750		0.001
	4-phase		5ST3 718		0.001
Accessories for 5SY4, 5SY5, 5SP4 supplementary protectors					
	Handle locking device applicable with all types of poles; sealable against unintended on- and off-switching; padlock with a shackle of max. 3 mm				
			5ST3 801	1 item	0.008
	Terminal cover applicable with all types of poles; as an additional cover for screw openings; prevents removal of the device from the standard mounting rail; sealable				
			5ST3 800	1 item	0.001
	Padlock for handle locking device 5ST3 801				
			5ST3 802	1 item	0.027
	Locking mechanism consisting of 5ST3 801 handle locking device and 5ST3 802 padlock				
			5ST3 803	1 item	0.035
	Inscription labels (white) for 5SY4, 5SY5, 5SP4 miniature circuit-breakers 15 x 9 mm, 3 frames containing 44 labels each, attachable to the lower casing collar				
			5ST2 173	1 item	0.038
					• Self-adhesive

1) Not UL/CSA Rated.