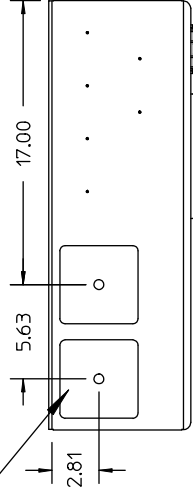
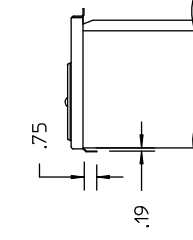


IF HUB IS REQUIRED THE CATALOG NOS. LISTED BELOW MAY BE USED  
 3" .....S56856-2  
 3-1/2" .....S56857-2  
 4" .....S56858-2  
 Cover Plate.....S56933

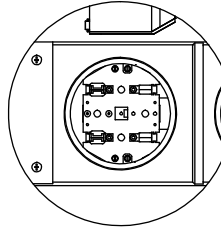


MOUNTING CHANNEL DETAIL

REMOVABLE HUB PLATE COVERING GASKETLESS HD TYPE HUB OPENING (INTERIOR RETAINING CHANNEL TYPE FOR MAX 4" CONDUIT)  
 (2) PLACES

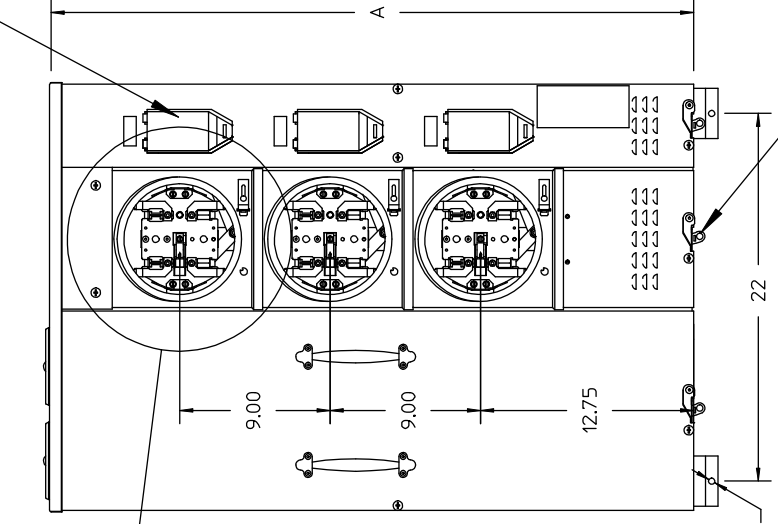


RINGLESS STYLE METER SOCKET COVER WITH BARREL LOCK PROVISIONS (SUPPLIED WITH STAINLESS STEEL LATCH & HASP WITH PROVISIONS FOR PADLOCKING)



RING STYLE METER SOCKET COVER (INCLUDES ALUMINUM SNAP SEALING RING)

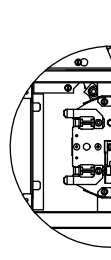
TENANT BREAKER COVERS (PADLOCKABLE)



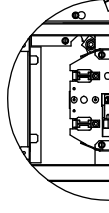
STAINLESS STEEL ROTARY LATCH

4", 3.5", 3", 2.5", & 2" KO (2) PLACES

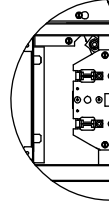
2.5", 2", 1.5", 1.25", 1", .75", & .50" KO (6) PLACES



SP\_\_11RJ METER POSITION



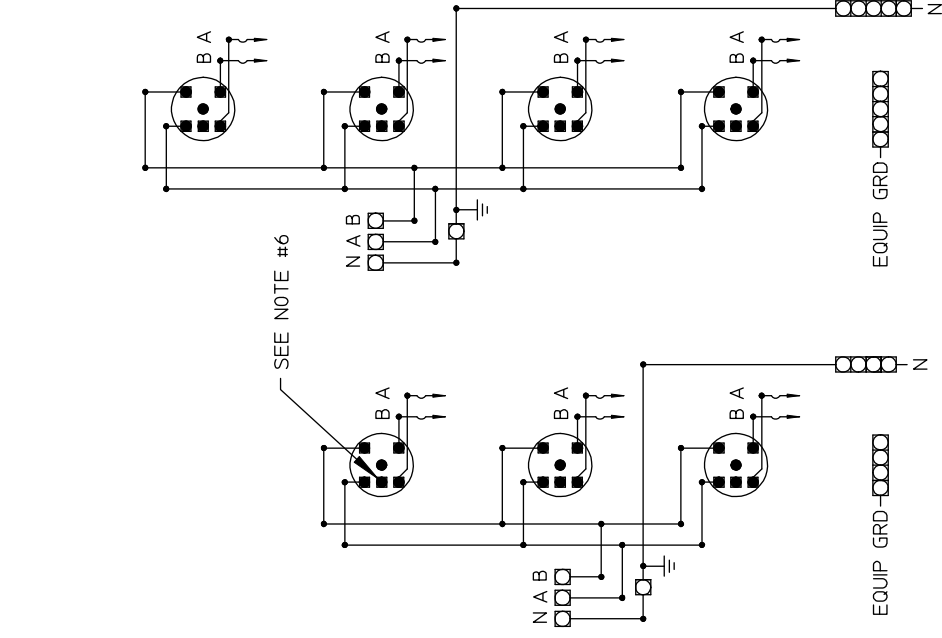
SP\_\_11RJB METER POSITION



SP\_\_11 METER POSITION

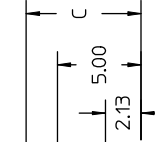
FRONT VIEW WITH COVERS REMOVED

BOLTED MAIN CONNECTION



SEE NOTE #6

2.5", 2", 1.5", 1.25", 1", .75", & .50" KO (6) PLACES



\*LIMITED BY THE SUM OF THE BRANCH CIRCUITS

| METER SOCKET COVER | NO. OF JAWS | FACTORY INSTALLED BYPASS | MAIN BUS RATING | BRANCH RATING | NO. OF POSITIONS | CATALOG NUMBER | DIMENSION "A" | DIMENSION "B" | DIMENSION "C" | SEMI-FLUSH MOUNTING KIT NO. | EUSERC STUD KIT | LINE LUG WIRE SIZES (AWG/KCML)                              |                               | PHASE     | BRANCH LUG WIRE SIZES (AWG-KCML) |                     |
|--------------------|-------------|--------------------------|-----------------|---------------|------------------|----------------|---------------|---------------|---------------|-----------------------------|-----------------|-------------------------------------------------------------|-------------------------------|-----------|----------------------------------|---------------------|
|                    |             |                          |                 |               |                  |                |               |               |               |                             |                 | PHASE AND NEUTRAL                                           | GROUNDING ELECTRODE           |           | NEUTRAL & SERVICE GROUND         | EQUIPMENT GROUNDING |
| RING-TYPE          | 4           | NONE                     | 300A*           | 125A          | 3                | SP3311         | 38.43"        | 14.13"        | 6.88"         | SP331FK                     |                 | (1) #2 - 600 Cu-Al OR (2) 1/0 - 250 Al OR (2) 1/0 - 3/0 Cu  | SEE CIRCUIT BREAKER WIRE SIZE | #12 - 2/0 | #12 - 2/0                        |                     |
| RINGLESS           | 5           | NONE                     | 300A*           | 125A          | 3                | SP331RJ        | 38.43"        | 14.13"        | 6.88"         |                             |                 |                                                             |                               |           |                                  |                     |
| RINGLESS           | 5           | HORN                     | 300A*           | 125A          | 3                | SP331RJB       | 38.43"        | 14.13"        | 6.88"         |                             |                 |                                                             |                               |           |                                  |                     |
| RING-TYPE          | 4           | NONE                     | 400A            | 125A          | 4                | SP4411         | 47.43"        | 23"           | 15.88"        | SP441FK                     |                 | (1) 1/0 - 750 Cu-Al OR (2) 1/0 - 250 Al OR (2) 1/0 - 3/0 Cu |                               |           |                                  |                     |
| RINGLESS           | 5           | NONE                     | 400A            | 125A          | 4                | SP441RJ        | 47.43"        | 23"           | 15.88"        |                             |                 |                                                             |                               |           |                                  |                     |
| RINGLESS           | 5           | HORN                     | 400A            | 125A          | 4                | SP441RJB       | 47.43"        | 23"           | 15.88"        |                             |                 |                                                             |                               |           |                                  |                     |

UNLESS OTHERWISE SPECIFIED DIMENSIONS ARE IN INCHES  
 TOLERANCES:  
 .XX  
 .XXX  
 HOLE DIAMETER  
 ANGULAR  
 UNDIMENSIONED 90° ANGLES

- NOTES:
1. FINISH: ANSI 61 GRAY BAKED POWDER COAT PAINT OVER G-90 GALVANIZED, PHOSPHATIZED STEEL
  2. UL LISTED - FILE E10703
  3. SUITABLE ONLY FOR USE AS SERVICE EQUIPMENT
  4. SHORT CIRCUIT CURRENT RATING OF METER CENTER IS EQUAL TO THE RATING OF THE LOWEST INSTALLED TENANT SERVICE DISCONNECT.
  5. MAIN CONNECTION POINTS RIGIDLY BOLTED WITH BOLT THAT HAS A MINIMUM MAJOR DIAMETER EQUAL TO OR GREATER THAN BUS THICKNESS WITH A CONICAL/SRING WASHER AND HEX NUT.
  6. 5TH JAW IS FACTORY INSTALLED ON RINGLESS ENCLOSURES

-CONFIDENTIAL-PROPERTY OF  
 Siemens Energy & Automation, Inc.  
 Residential Products Division

UNI-PAK/ALL-IN-ONE METERING EQUIPMENT  
 NEMA TYPE 3R ENCLOSURE  
 400A MAXIMUM TENANT CIRCUIT BREAKERS

|      |     |      |           |
|------|-----|------|-----------|
| DWN  | BDD | DATE | 3-05-2003 |
| CHK  | AGP | DATE | 3-07-2003 |
| APVD |     | DATE |           |

SIZE B

ISSUE RELEASE NO. B

DWG NO. SP4X11

SCALE

DO NOT SCALE DRAWING

SHEET 1 OF 1

REV B