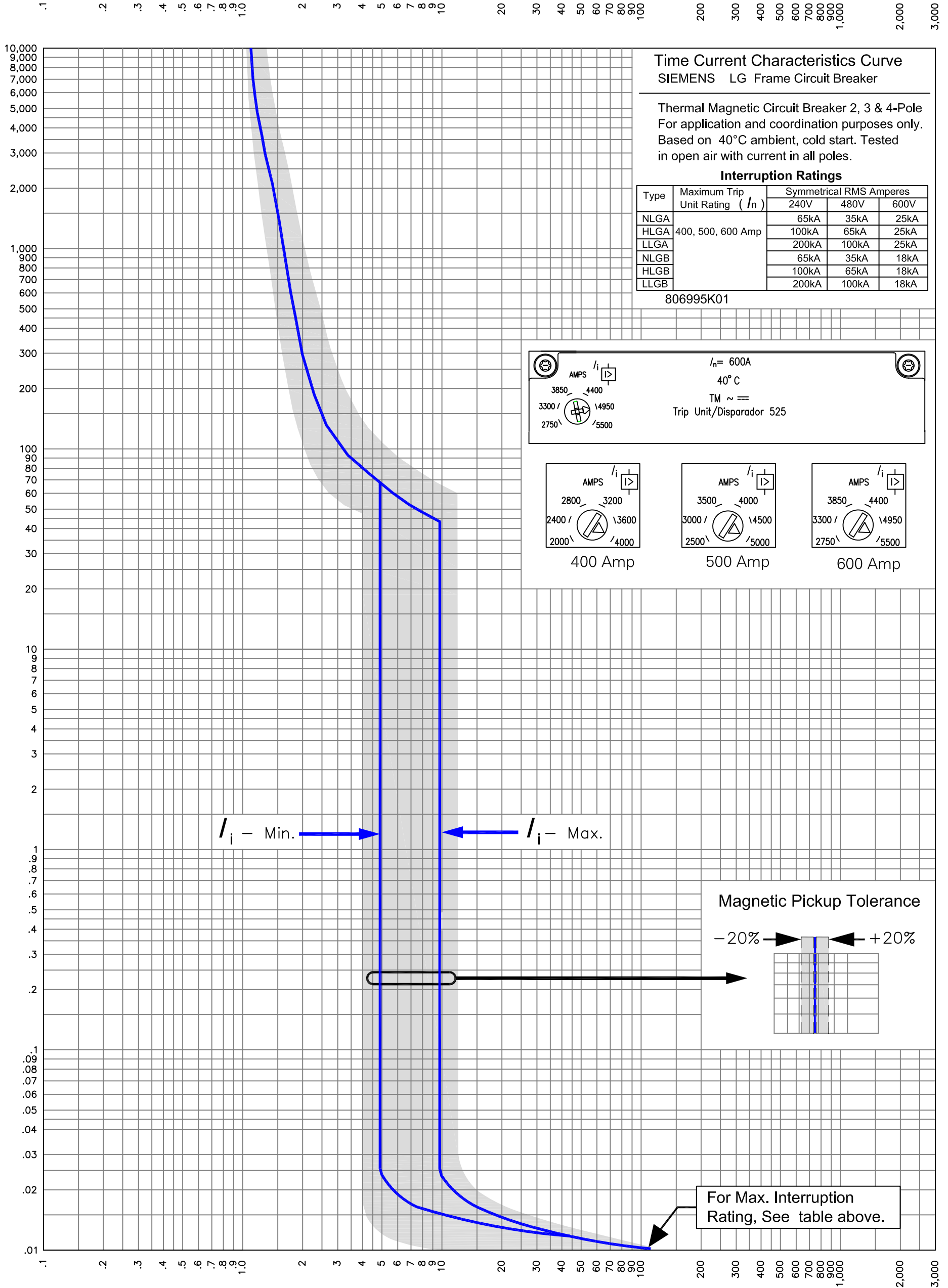


t [s]

Time in Seconds



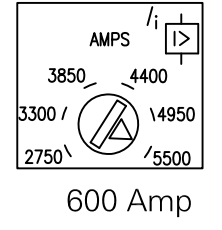
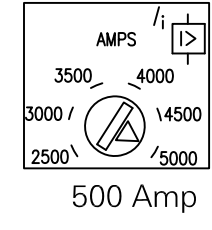
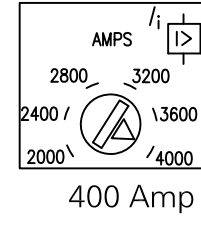
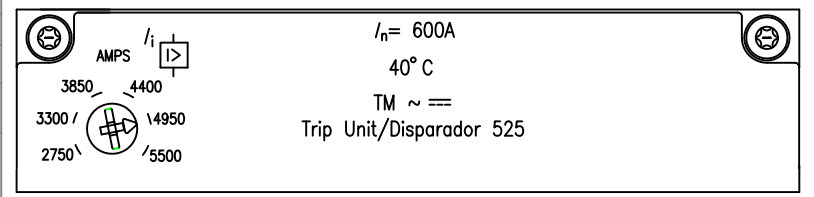
**Time Current Characteristics Curve**  
SIEMENS LG Frame Circuit Breaker

Thermal Magnetic Circuit Breaker 2, 3 & 4-Pole  
For application and coordination purposes only.  
Based on 40°C ambient, cold start. Tested  
in open air with current in all poles.

**Interruption Ratings**

Type	Maximum Trip Unit Rating ( $I_n$ )	Symmetrical RMS Amperes		
		240V	480V	600V
NLGA	400, 500, 600 Amp	65kA	35kA	25kA
HLGA		100kA	65kA	25kA
LLGA		200kA	100kA	25kA
NLGB		65kA	35kA	18kA
HLGB		100kA	65kA	18kA
LLGB		200kA	100kA	18kA

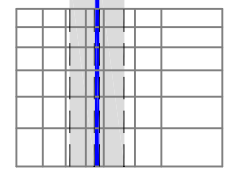
806995K01



$I_i$  - Min.       $I_i$  - Max.

**Magnetic Pickup Tolerance**

-20%      +20%



For Max. Interruption Rating, See table above.