



**Toggle Handle Extension**  
 Extensión de la manecilla  
 Prolongateur d'axe d'entraînement

For Use With Frame JG - MG  
 Para Usar Con Caja Base JG - MG

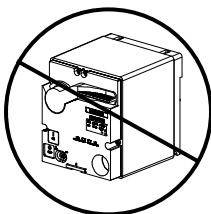
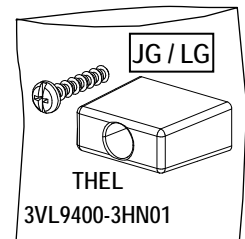
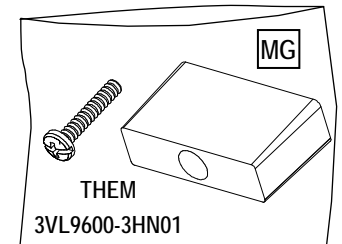
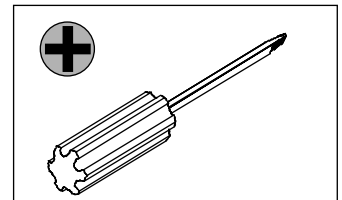
Installation Instructions / Instructivo de Instalación

	<b>⚠ Danger</b>	<b>⚠ Peligro</b>	<b>⚠ Danger</b>
	<b>Hazardous Voltage.</b> Will cause death or serious injury.	<b>Tensión peligrosa.</b> Puede causar la muerte o lesiones graves.	<b>Tension dangereuse.</b> Danger de mort ou risque de blessures graves.
	Turn off and lock out all power supplying this device before working on this device. Replace all covers before power supplying this device is turned on.	Desenergice totalmente antes de instalar o darle servicio. Reemplace todas las barreras y cubiertas antes de energizar el interruptor.	Couper l'alimentation de l'appareil et barrer avant de travailler. Remplacez tous les couverts avant que l'alimentation de l'appareil soit alimentée.

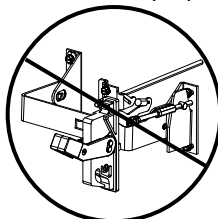
Use only with Siemens certified Components.  
 Utilizar únicamente con componentes certificados de Siemens.  
 A utiliser uniquement avec les composants certifiés Siemens.

NOTE - These instructions do not purport to cover all details or variations in equipment, or to provide for every possible contingency to be met in connection with installation, operation or maintenance. Should further information be desired or should particular problems arise, which are not covered sufficiently for the purchaser's purposes, the matter should be referred to the local Siemens sales office. The contents of this instruction manual shall not become part of or modify any prior or existing agreement, commitment or relationship. The sales contract contains the entire obligation of Siemens. The warranty contained in the contract between the parties is the sole warranty of Siemens. Any statements contained herein do not create new warranties or modify the existing warranty.

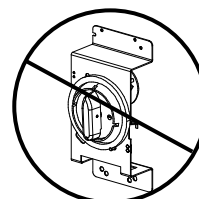
Trademarks - Unless otherwise noted, all names identified by ® are registered trademarks of Siemens AG or Siemens Industry, Inc. The remaining trademarks in this publication may be trademarks whose use by third parties for their own purposes could violate the rights of the owner.



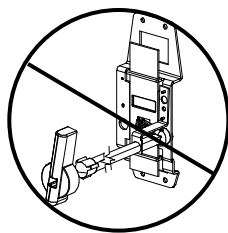
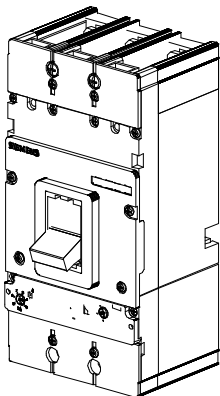
SEAL\_ / 3VL9460-3M\_01  
 SEAM\_ / 3VL9600-3M\_01



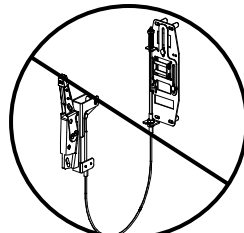
FHVL3 / 3VL9400-3JS01  
 FHVM3 / 3VL9600-3JS01



RHFL / 3VL9400-3JA01  
 RHFLEM / 3VL9400-3JB01  
 RHFM / 3VL9600-3JA01  
 RHFMEM / 3VL9600-3JB01

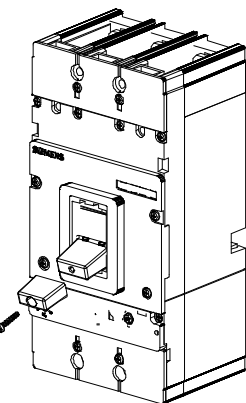
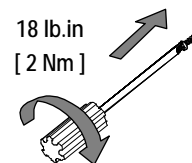


RHVL12 / 3VL9400-3JD11  
 RHVM12 / 3VL9600-3JD11



MFKL3R / 3VL9600-3JA01  
 MFKM3R / 3VL9600-3JA01

18 lb.in  
 [ 2 Nm ]



**For Support in Europe refer to :**

Bestell-Nr. / Order No.: 3ZX1012-0VL68-0BA4

Internet: [www.siemens.de/lowvoltage/technical-assistance](http://www.siemens.de/lowvoltage/technical-assistance)

GWA 4NEB 179 6916-10 DS 03

**Technical Support:**

Toll Free: 1-800-241-4453

Internet: [www.usa.siemens.com/powerdistribution](http://www.usa.siemens.com/powerdistribution)

Subject to change without prior notice  
 Siemens Industry, Inc., Norcross, GA 30092 U.S.A.



© Siemens Industry Inc. 2010

I.L. No. 806916A02