

Nut Keeper Plate

Placa terminal para fijación de conexiones
Connection par vis

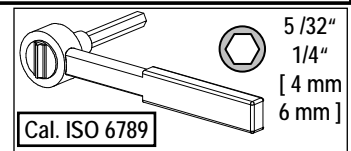
	U.S. Cat. No.	Euro Order No.
Item:	TMKD_	3VL9200-4TA_1
	TMKF_	3VL9300-4TA_1
	TNKD	3VL9200-4TB01
	TNKD_	3VL9200-4TB_1
	TNKF	3VL9300-4TB01
	TNKF_	3VL9300-4TB_1

For Use With Frame DG, FG
Para Usar Con Caja Base DG, FG

Installation Instructions / Instructivo de Instalación

	Danger	Peligro	Danger
	Hazardous Voltage. Will cause death or serious injury.	Tensión peligrosa. Puede causar la muerte o lesiones graves.	Tension dangereuse. Danger de mort ou risque de blessures graves.
	Turn off and lock out all power supplying this device before working on this device. Replace all covers before power supplying this device is turned on.	Desenergice totalmente antes de instalar o darle servicio. Reemplace todas las barreras y cubiertas antes de energizar el interruptor.	Couper l'alimentation de l'appareil et barrer avant de travailler. Remplacez tous les couverts avant que l'alimentation de pouvoir soit alimenté.

Use only with Siemens certified Components.
Utilizar únicamente con componentes certificados de Siemens.
A utiliser uniquement avec les composants certifiés Siemens.

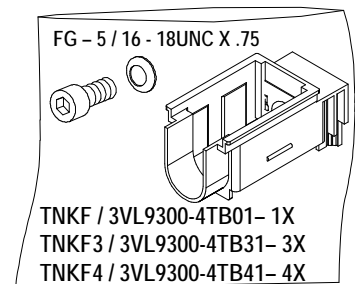


NOTE - These instructions do not purport to cover all details or variations in equipment, or to provide for every possible contingency to be met in connection with installation, operation or maintenance.

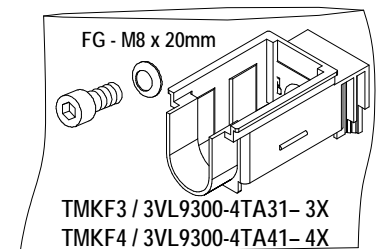
Should further information be desired or should particular problems arise, which are not covered sufficiently for the purchaser's purposes, the matter should be referred to the local Siemens sales office. The contents of this Instruction manual shall not become part of or modify any prior or existing agreement, commitment or relationship. The sales contract contains the entire obligation of Siemens. The warranty contained in the contract between the parties is the sole warranty of Siemens. Any statements contained herein do not create new warranties or modify the existing warranty.

Trademarks - Unless otherwise noted, all names identified by ® are registered trademarks of Siemens AG or Siemens Industry, Inc.

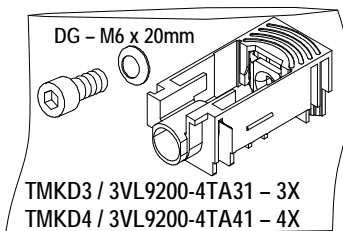
The remaining trademarks in this publication may be trademarks whose use by third parties for their own purposes could violate the rights of the owner.



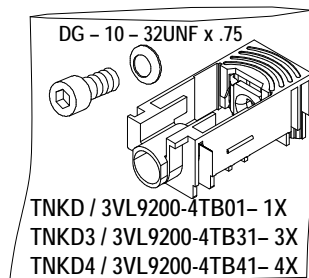
FG Frame [Caja Base]
3 Pole [Polos] = 2 X - TNKF3 /
3VL9300-4TB31
4 Pole [Polos] = 2 X - TNKF4 /
3VL9300-4TB41



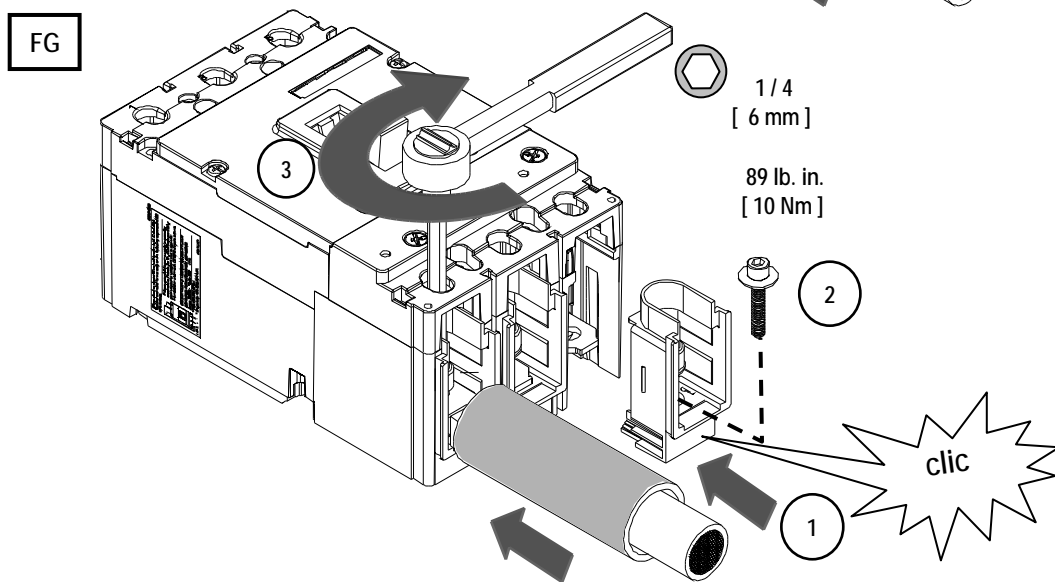
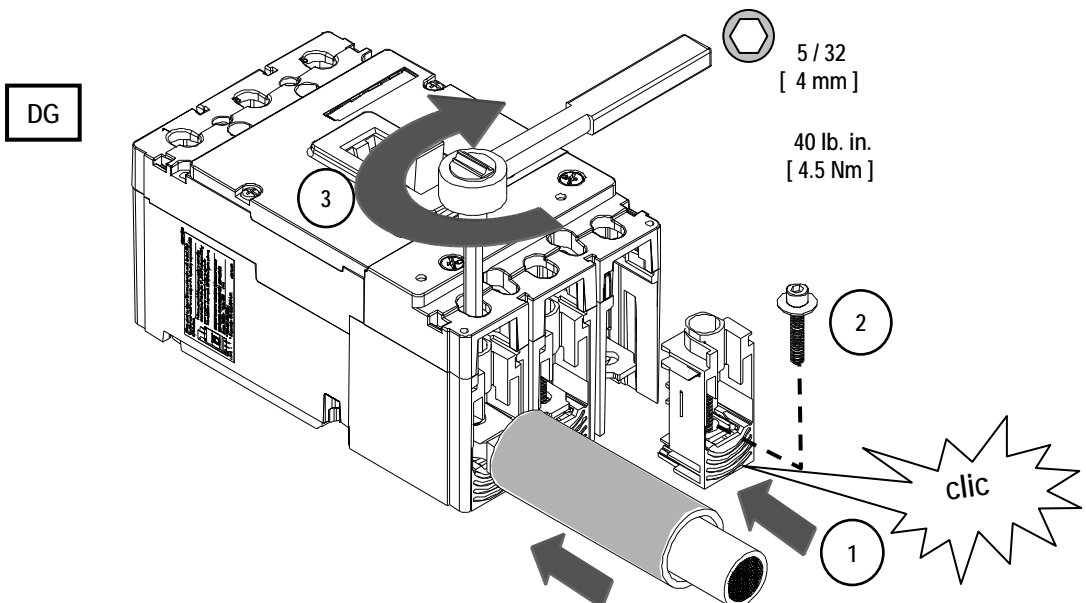
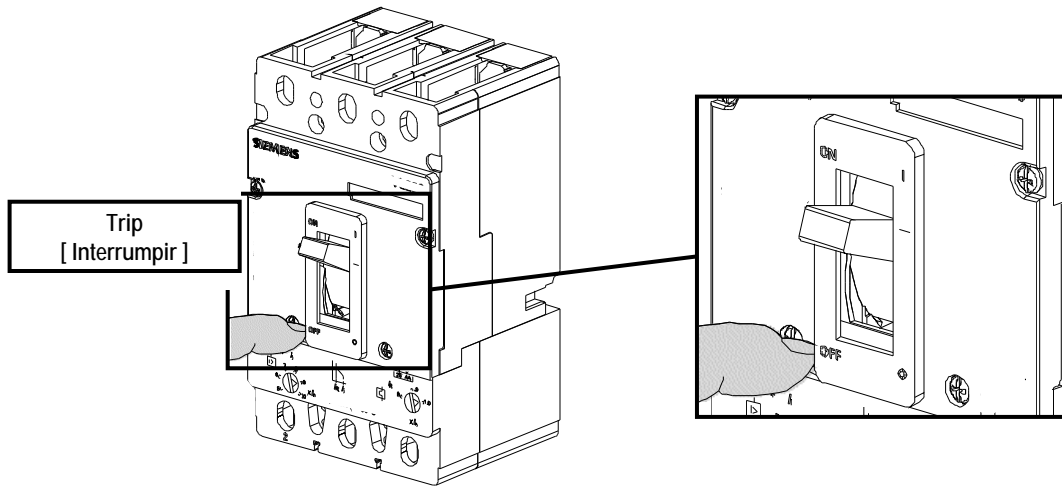
FG Frame [Caja Base]
3 Pole [Polos] = 2 X - TMKF3 /
3VL9300-4TA31
4 Pole [Polos] = 2 X - TMKF4 /
3VL9300-4TA41



DG Frame [Caja Base]
3 Pole [Polos] = 2 X - TMKD3 /
3VL9200-4TA31
4 Pole [Polos] = 2 X - TMKD4 /
3VL9200-4TA41



DG Frame [Caja Base]
3 Pole [Polos] = 2 X - TNKD3 /
3VL9200-4TA31
4 Pole [Polos] = 2 X - TNKD4 /
3VL9200-4TA41



For Support in Europe refer to :

Bestell-Nr. / Order No.: 3ZX1012-0VL68-5AA7

Internet: www.siemens.de/lowvoltage/technical-assistance

GWA 4NEB 179 6878-10 DS 03

Technical Support:

Toll Free: 1-800-241-4453

Internet: www.usa.siemens.com/powerdistribution