


SIEMENS

CATALOG NUMBER

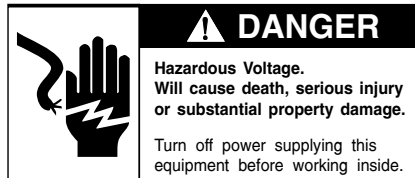
ECMF5

PowerMod™ 5th Jaw Kit



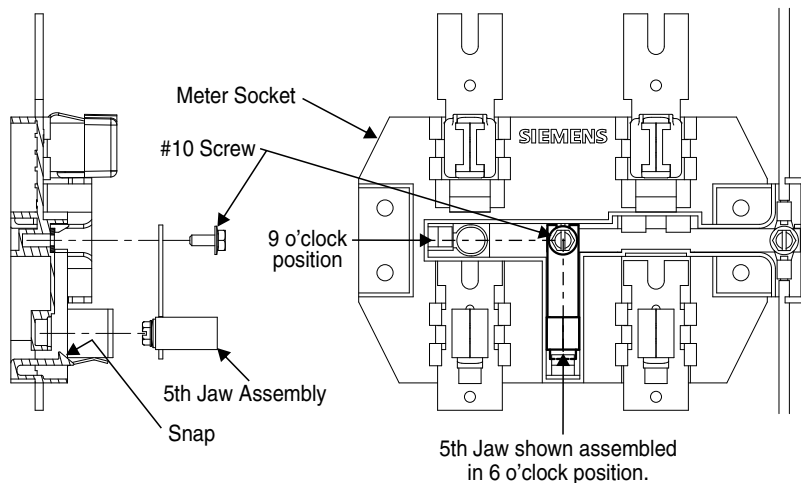
0 40892 15307 1

PowerMod™ Modular Metering Accessories



Kit Contents:

- (1) 5th Jaw Assembly
- (1) Screw, #10-32 x 7/16



Note: This instruction outlines the recommended installation procedure. For installation by a qualified person, as defined by all local electrical codes and/or the National Electrical Code®.

1. Turn off and lock off the power supplying the device before working inside.
2. Remove #10 screw from center of meter socket.
3. Snap 5th jaw assembly into place at either 6 o'clock or 9 o'clock position.
4. Insert #10 screw to center of meter socket and tighten to 15-20 lb.-ins.