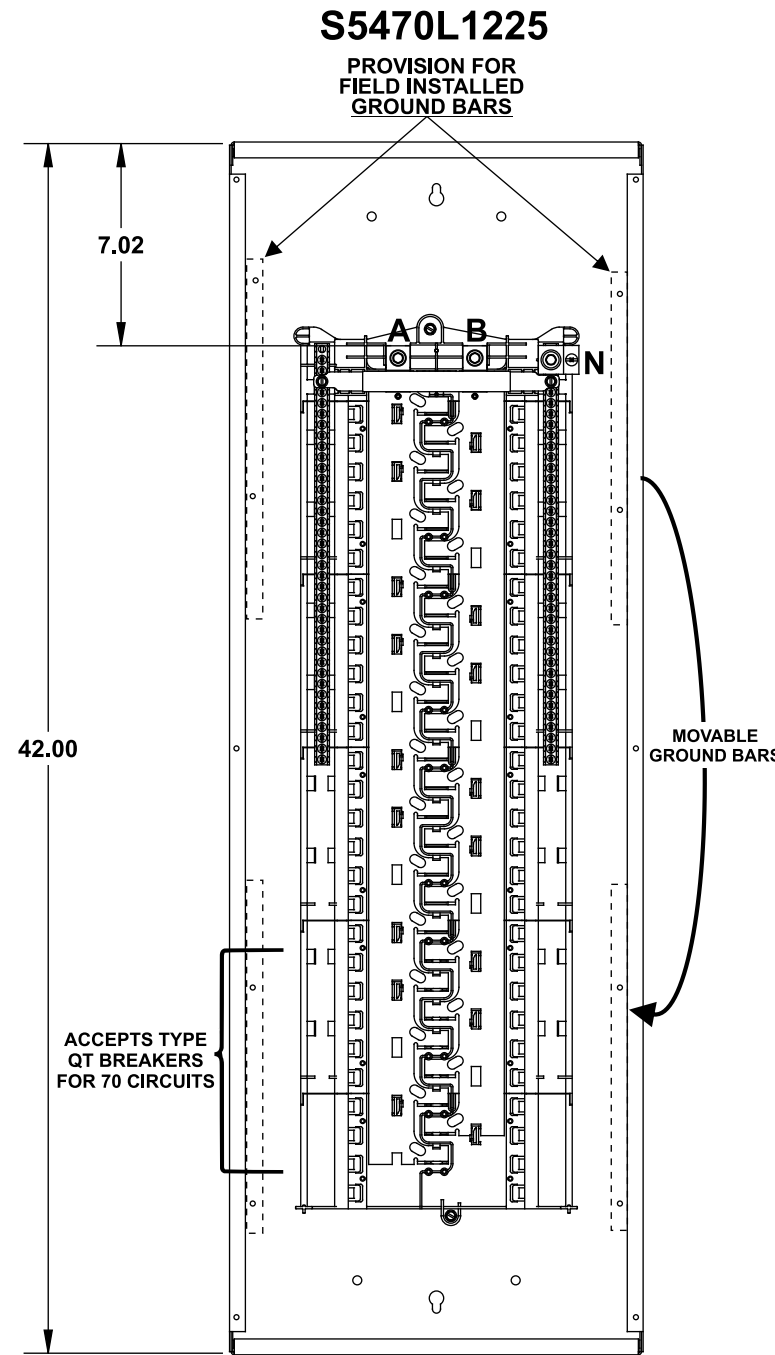
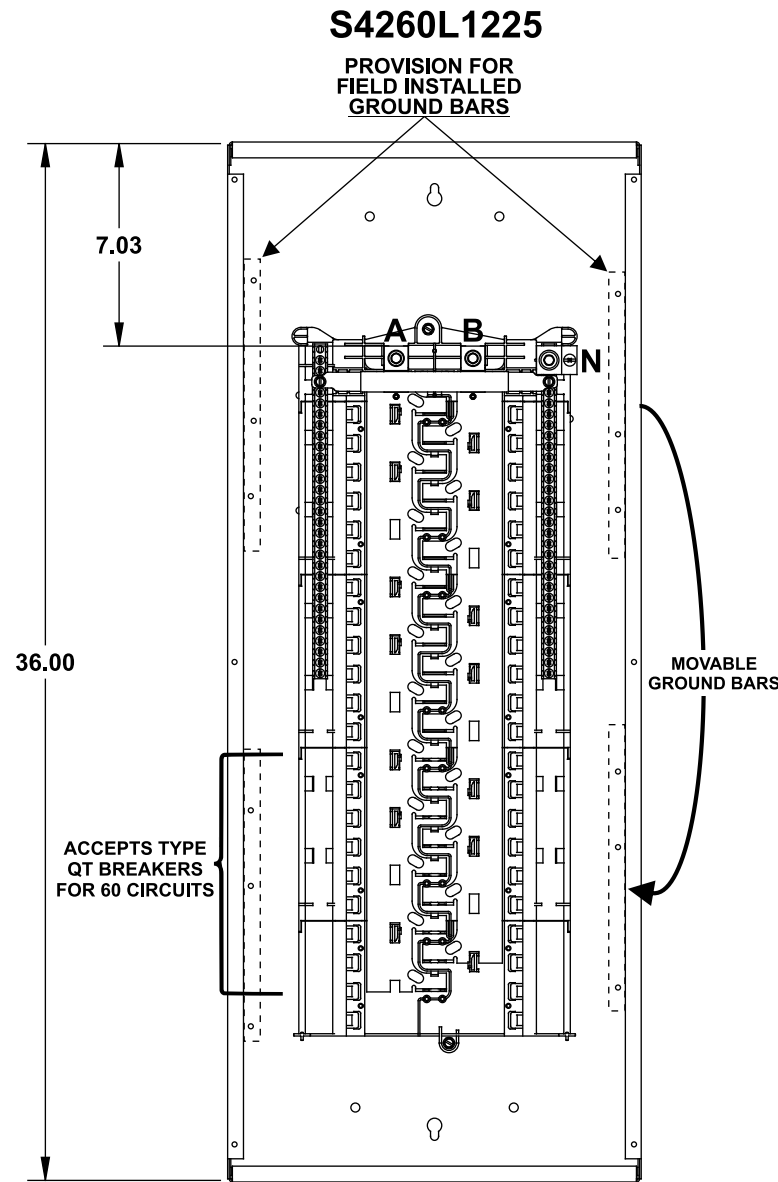


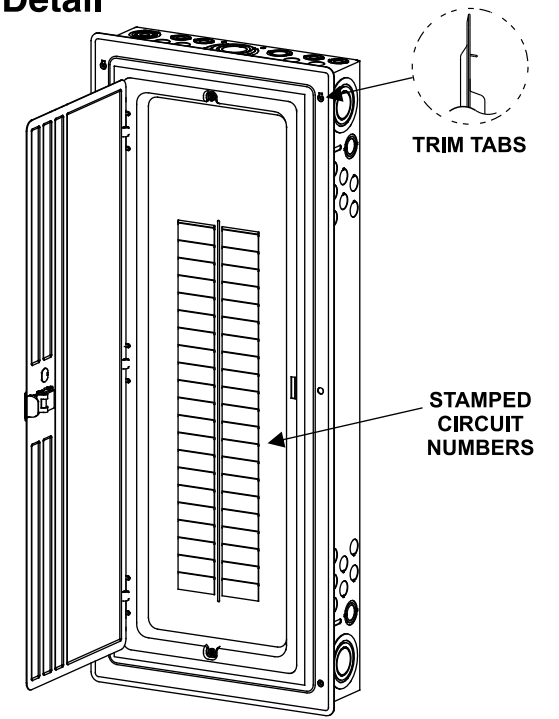
Catalog Numbers, Features and Ratings

- 1 PHASE, 3 WIRE, 120/240V ~
- 100K AIC MAX. RATED
(SEE WIRING DIAGRAM FOR DETAILS)
- MAIN LUG ONLY
- INVERTIBLE
- TYPE N1 INDOOR ENCLOSURE
- ANSI 61 GRAY POWDER COATED

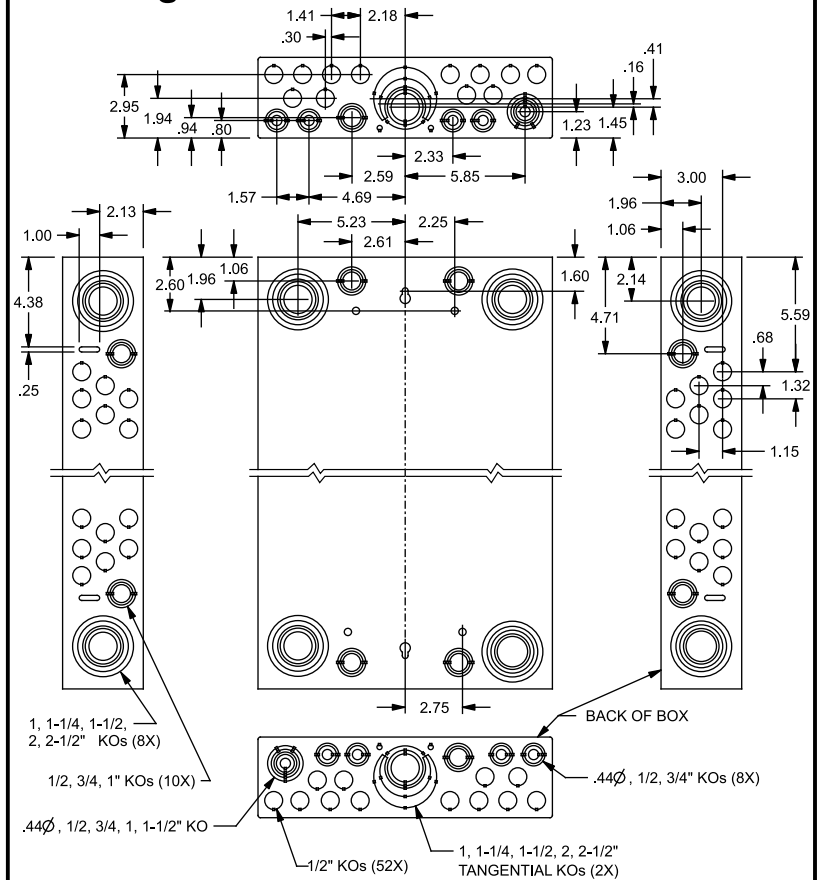
Catalog Number	ENCLOSURE DIMS			Amps Max	Number Spaces	Number Circuits	Bus Bar Material	Bus Bar Plating	Percent Neutrals
	L	W	D						
S4260L1225	36.00	14.25	3.88	225	42	60	Aluminum	Tin Plated	100%
S5470L1225	42.00	14.25	3.88	225	54	70	Aluminum	Tin Plated	100%



Trim/Door Detail



KO Diagram



TERMINAL WIRE SIZES AND TORQUES

**S4260L1225
S5470L1225**

USE COPPER OR ALUMINUM 60°/75°C WIRE
SEE BREAKER MARKINGS FOR WIRE SIZE AND TORQUE REQUIREMENTS

TERMINALS	WIRE	TORQUE
A, B	300 kcmil - 4 AWG	275 LB-INS
N	4/0 - 4 AWG CU; 300kcmil - 4 AWG AL	275 LB-INS
NEUTRAL/GROUND BARS (USE TYPE EC2GB or EC3GB GND BAR KIT ACCESSORY)	10-14 CU/10-12 AL 8 AWG 6-4 AWG	20 LB-INS 25 LB-INS 35 LB-INS
GROUND CONDUCTORS ONLY	(2)or(3) 14 AWG (2) 12-10 AWG	20 LB-INS 20 LB-INS
ECLK1-2 NEUTRAL LUG KIT	2/0-4 AWG	45 LB-INS
ECLK2 NEUTRAL LUG KIT	2/0-4 AWG	135 LB-INS
ECLK3 NEUTRAL LUG KIT	300 kcmil - 1 AWG	340 LB-INS
MAIN LUG TO BUS CONNECTION (1/4-20 NUT)		45 LB-INS
BONDING SCREW		45 LB-INS

ACCESSORIES

REFER TO WIRING DIAGRAM FOR
CORRECT ACCESSORY USAGE

ACCESSORIES	
DESCRIPTION	CAT. NO.
DOOR LOCK	EQQL2
FILLER PLATE, 1"	QF3
BREAKER HOLD-DOWN	ECMBR2
BONDABLE GROUND LUG	ECLKB1
SUBFEED LUG KIT	ECLK2125 ECLK2225
150-225 AMP MAIN LUG KIT	ECMLK225
SURE MOUNT SPACER KIT	ECSMK1
ARC FLASH LABEL	ECAFL
STANDBY PWR INTERLOCK KITS: ECSBPk01, ECSBPk02, ECSBPk05, ECSBPk06, ECSBPk07	

GROUND BAR KITS	
DESCRIPTION	CAT. NO.
TYPE EC2GB KIT, 12 SCREWS	EC2GB12
TYPE EC2GB KIT, 12 SCREWS, 2/0 LUG	EC2GB122
TYPE EC2GB KIT, 15 SCREWS	EC2GB15
TYPE EC2GB KIT, 15 SCREWS, 2/0 LUG	EC2GB152
TYPE EC3GB KIT, 21 SCREWS	EC3GB21
TYPE EC3GB KIT, 21 SCREWS, 2/0 LUG	EC3GB212
TYPE EC3GB KIT, 27 SCREWS	EC3GB27
TYPE EC3GB KIT, 27 SCREWS, 2/0 LUG	EC3GB272
TYPE EC3GB KIT, 30 SCREWS	EC3GB30
TYPE EC3GB KIT, 30 SCREWS, 2/0 LUG	EC3GB302
TYPE EC3GB KIT, 35 SCREWS, 2/0 LUG	EC3GB352

© 2011 Copyright Siemens Industry, Inc.

SIEMENS
Siemens Industry, Inc.

ES Series Load Centers™

Description: **1 Phase, Indoor,
42-54 Position, Main Lug Cut Sheet**

KAM 6/20/11 DO NOT SCALE DRAWING Dwg No: **1IN 42-54 ES ML**