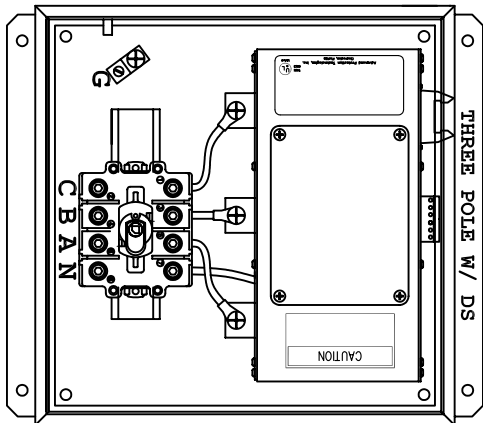
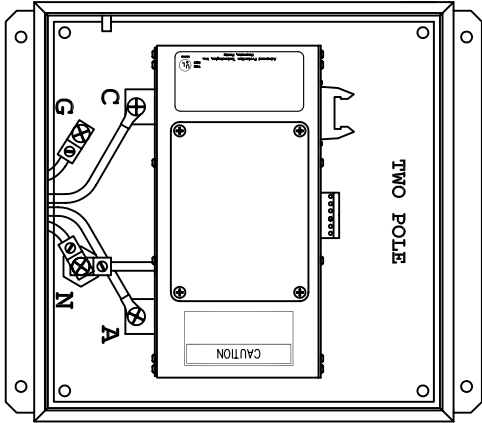
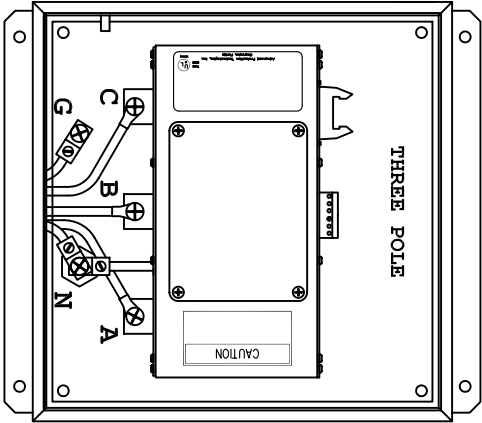
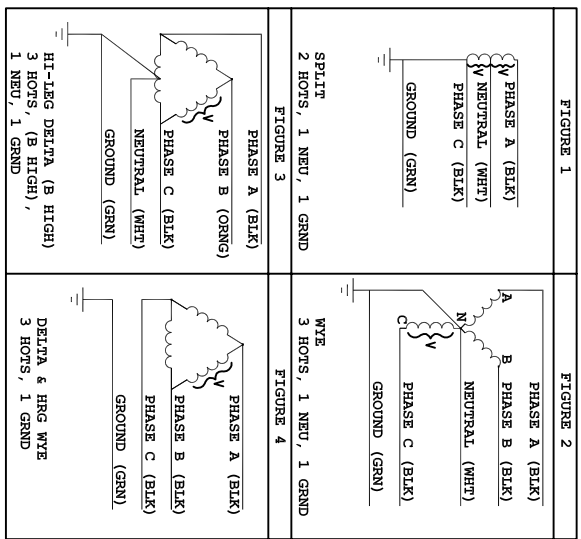


CUSTOMER CONNECTIONS PER FIGURES AT LEFT



MODEL	VOLTAGE CODE	SERVICE VOLTAGE	FIGURE
TPS3A12/L12	A	240/120V 1Ø, 3W Plus Ground	1
TPS3B12/L12	B	240/120V 3Ø, 4W Plus Ground High Leg Delta	3
TPS3C12/L12	C	208Y/120V 3Ø, 4W Plus Ground	2
TPS3D12	D	240V 3Ø, 3W Plus Ground	4
TPS3E12/L12	E	480Y/277V 3Ø, 4W Plus Ground	2
TPS3F12	F	480V 3Ø, 3W Plus Ground	4
TPS3G12	G	600V 3Ø, 3W Plus Ground	4
TPS3K12/L12	K	380Y/220V 3Ø, 4W Plus Ground	2
TPS3L12	L	600Y/347V 3Ø, 4W Plus Ground	2
TPS3S12/L12	S	400Y/230V 3Ø, 4W Plus Ground	2

Rev	C.N.	Date
△	-	Denotes latest changes.
□	-	Critical dimension.

H. DRICKENS 4/17/26
 PREPARED BY
 APPROVED BY

Confidential - Property of
Siemens Industry, Inc.
 Building Technologies Division

TPS3-12 SERIES
 ELECTRICAL

43D-TPS3-12-E
 NONE