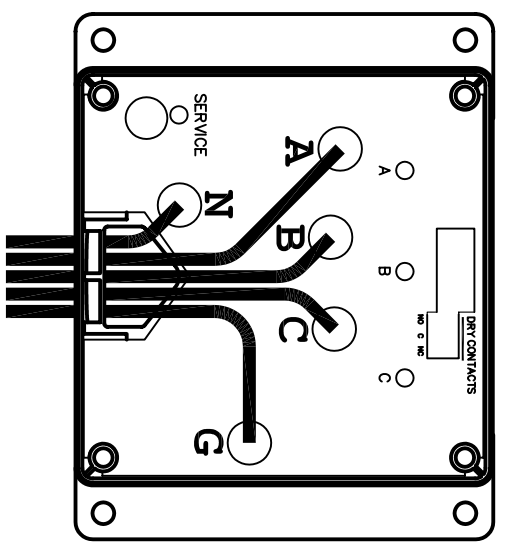
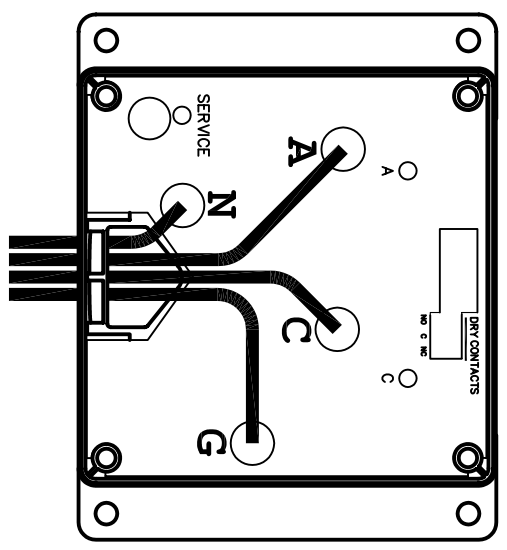
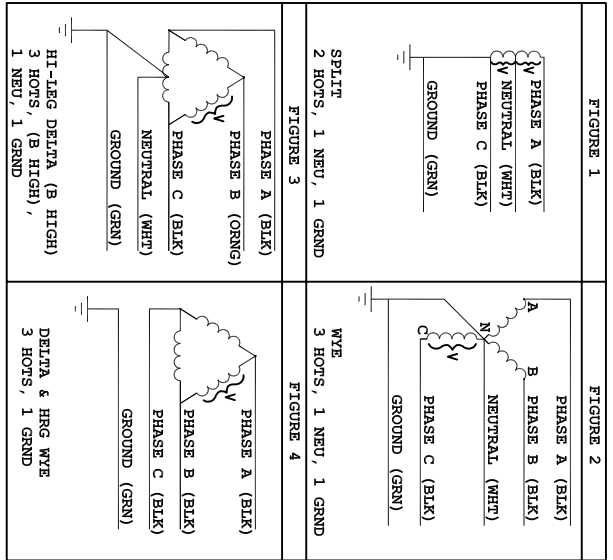


CUSTOMER CONNECTIONS PER FIGURES AT LEFT

THREE POLE

TWO POLE



MODEL	VOLTAGE CODE	SERVICE VOLTAGE	FIGURE
TPS3A11	A	240/120V 1Ø, 3W Plus Ground	1
TPS3B11	B	240/120V 3Ø, 4W Plus Ground High Leg Delta	3
TPS3C11	C	208Y/120V 3Ø, 4W Plus Ground	2
TPS3D11	D	240V 3Ø, 3W Plus Ground	4
TPS3E11	E	480Y/277V 3Ø, 4W Plus Ground	2
TPS3F11	F	480V 3Ø, 3W Plus Ground	4
TPS3G11	G	600V 3Ø, 3W Plus Ground	4
TPS3K11	K	380Y/220V 3Ø, 4W Plus Ground	2
TPS3L11	L	600Y/347V 3Ø, 4W Plus Ground	2
TPS3S11	S	400Y/230V 3Ø, 4W Plus Ground	2

Rev	C.N.	Date
△	-	Denotes latest changes.
□	-	Critical dimension.

H. DRINGERS 4/17/26
 PREPARED AND
 APPROVED

Confidential - Property of
Siemens Industry, Inc.
 Building Technologies Division

TPS3-11 SERIES
 ELECTRICAL

43D-TPS3-11-E
 NONE

SHEET 1 of 1