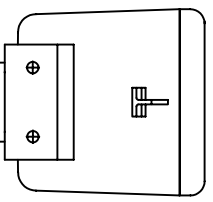
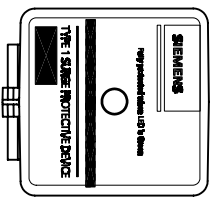


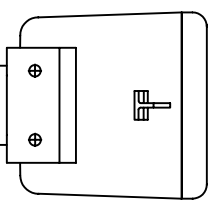
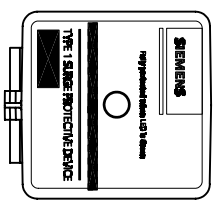
MODEL	VOLTAGE CODE	SERVICE VOLTAGE	FIGURE
TPS3A03	A	240/120V 1Ø, 3W Plus Ground	1
TPS3B03	B	240/120V 3Ø, 4W Plus Ground High Leg Delta	3
TPS3C03	C	208Y/120V 3Ø, 4W Plus Ground	2
TPS3D03	D	240V 3Ø, 3W Plus Ground	4
TPS3E03	E	480Y/277V 3Ø, 4W Plus Ground	2
TPS3F03	F	480V 3Ø, 3W Plus Ground	4
TPS3G03	G	600V 3Ø, 3W Plus Ground	2
TPS3K03	K	380Y/220V 3Ø, 4W Plus Ground	2
TPS3L03	L	600Y/347V 3Ø, 4W Plus Ground	2
TPS3S03	S	400Y/230V 3Ø, 4W Plus Ground	2

CUSTOMER CONNECTIONS PER FIGURES AT LEFT

THREE POLE



TWO POLE



Rev	C.N.	Date
1		
<input type="checkbox"/> Denotes latest changes. <input type="checkbox"/> Critical dimension.		
H. DRIGGERS 4/1/78 PREPARED AND APPROVED DATE 4/1/78		
Confidential - Property of Siemens Industry, Inc. Building Technologies Division		
TPS3-03 SERIES ELECTRICAL		
FIG. NO.	43D-TPS3-03-E	REV.
SCALE	NONE	SHEET 1 of 1