

TPS3 12

Type 1 Surge Protective Device (SPD) For Line Side or Load Side Applications

Features:

- UL 1449 3rd Edition – 2009, cUL
- UL 1283
- Type 1 SPD (Type 2 cUL)
- Mounts external to electrical distribution equipment
 - Recommended for line side or load side applications
- Large block, individually fused, thermally protected, 50kA MOV's
- 20kA I_n (most models)
- 200kA SCCR (most models)
- Provides replaceable module protection for low to high exposure applications
- All UL-required OCP & safety coordination included
- UL96A Lightning Protection Master Label compliant (@20kA I_n)

■ SPD Specifications

- Surge Current Rating Per Phase

| Per Phase | L-N | L-G | N-G |
|-----------|-------|-------|-------|
| 100kA | 50kA | 50kA | 50kA |
| 150kA | 100kA | 50kA | 50kA |
| 200kA | 100kA | 100kA | 100kA |
| 250kA | 150kA | 100kA | 100kA |
| 300kA | 150kA | 150kA | 150kA |
| 400kA | 200kA | 200kA | 200kA |
| 500kA | 250kA | 250kA | 250kA |

- 100% monitoring – Every MOV is monitored, incl. N-G
- Individually fused and thermally protected MOV's
- Solid state bi-directional operation
- EMI/RFI filtering: Active tracking up to -50db from 10kHz to 100MHz
- Repetitive impulse: 5,000 hits
- Less than 1 nanosecond response time
- Relative humidity range: 0 -95% non-condensing
- Operating frequency: 47-63Hz
- Operating temperature: -25°C (-15°F) to +60°C (140°F)

■ Standard Configuration

- Standard NEMA 1/12/3R/04 ANSI 61 steel enclosure
- Wire size: #8 AWG to 1/0
- Standard size: 12" x 12" x 7" (305mm x 305mm x 178mm) *
- Standard weight: 20 lbs. (9.07 kg) *

*Internal disconnect options and other NEMA ratings may increase enclosure size and weight



UL 1449 3rd Edition SPD

SIEMENS

- SPD Features
- UL 1449 3rd Edition effective September 2009
- Designed, manufactured and tested consistent with:
 - ANSI/IEEE C62.41.1-2002, c62.41.2-2002, C62.45-2002,
 - 1992/2000 NEMA LS-1
 - NEC Article 285
 - IEC 61643, CE
- Large block, individually fused, thermally protected, 50kA MOV's
- 10 year warranty

- SPD Monitoring
 - LED indicators
 - Audible alarm with silence switch and test button
 - Dry contacts
- Available Options
 - Surge counter
 - Internal rotary disconnect switch
 - Thru-door disconnect switch
 - NEMA 4X non-metallic enclosure
 - NEMA 4X stainless steel enclosure
 - Flush mount enclosure
 - NEMA 1 Enclosure with extended display^②

- Key Bid Specifications
 - UL 1449 3rd Edition – 2009, cUL
 - UL 1283
 - Type 1 SPD^①
 - Protection modes on L-N, L-G, L-L, N-G
 - I_n Rating – 20kA
 - Short Circuit Current Rating – 200kA
 - Surge Current Rating
 - Per Phase = L-N + L-G
 - 100kA 50kA 50kA

Ordering Information

Catalog #



| Voltage Code | Surge Current (kA) | Enclosure | Options |
|---------------------------------------|----------------------|--|--------------------------------|
| A = 120/240V, 1Ø, 3W (Fig 1) | 10 = 100kA per phase | 0 = Standard NEMA 1/12/3R/4 Steel | D = Internal rotary disconnect |
| B = 120/240V, 3Ø, 4W (Fig 3) | 15 = 150kA per phase | V = NEMA 4X non-metallic | T = Thru-door disconnect |
| C = 120/208V, 3Ø, 4W (Fig 2) | 20 = 200kA per phase | S = NEMA 4X stainless steel | X = Surge counter |
| D = 240V, 3Ø, 3W (Fig 4) ^③ | 25 = 250kA per phase | F = NEMA 1 flush mount | |
| E = 277/480V, 3Ø, 4W (Fig 2) | 30 = 300kA per phase | P = NEMA 1 screwcover pullbox with extended display on 6ft cable for line side mounting in SWBD/SWGR | |
| F = 480V, 3Ø, 3W (Fig 4) ^③ | 40 = 400kA per phase | | |
| G = 600V, 3Ø, 3W (Fig 4) ^④ | 50 = 500kA per phase | | |
| K = 380/220V, 3Ø, 4W (Fig 2) | | | |
| L = 600/347V, 3Ø, 4W (Fig 2) | | | |
| S = 400/230V, 3Ø, 4W (Fig 2) | | | |

- Example: TPS3C12100XD = Type 1 SPD for a 208/120V application with a surge current capacity of 100kA per phase, in a standard NEMA 1/12/3R/4 enclosure with a surge counter and internal rotary disconnect option
- When an option is not selected, include a zero (0) in the field

Available Accessories: Ordered Separately

- RMSIE - Remote monitor

UL 1449 3rd Edition - 2009 Test Data Summary
Voltage Protection Rating (VPR - 6kV, 3kA)^⑤

| Voltage Code | Service Voltage | L-N | L-G | N-G | L-L | Type ^① | In | SCCR | MCOV |
|--------------|--------------------------|------------|------------|------|-----------|-------------------|------|-------|-----------|
| A | 120/240V, 1Ø, 3W (Fig 1) | 700 | 700 | 700 | 1200 | Type 1 | 20kA | 100kA | 150 |
| B | 120/240V, 3Ø, 4W (Fig 3) | 700 / 1200 | 700 / 1200 | 700 | 1800/1800 | Type 1 | 20kA | 200kA | 150 / 320 |
| C | 120/208V, 3Ø, 4W (Fig 2) | 700 | 700 | 700 | 1200 | Type 1 | 20kA | 200kA | 150 |
| D | 240V, 3Ø, 3W (Fig 4) | | 1200 | | 1200 | Type 1 | 20kA | 200kA | 320 |
| E | 277/480V, 3Ø, 4W (Fig 2) | 1200 | 1200 | 1200 | 2000 | Type 1 | 20kA | 200kA | 320 |
| F | 480V, 3Ø, 3W (Fig 4) | | 1800 | | 1800 | Type 1 | 10kA | 200kA | 552 |
| G | 600V, 3Ø, 3W (Fig 4) | | 2500 | | 2500 | Type 1 | 10kA | 200kA | 690 |
| K | 380/220V, 3Ø, 4W (Fig 2) | 1200 | 1200 | 1200 | 2000 | Type 1 | 20kA | 200kA | 320 |
| L | 600/347V, 3Ø, 4W (Fig 2) | 1500 | 1500 | 1500 | 2500 | Type 1 | 10kA | 200kA | 420 |
| S | 400/230V, 3Ø, 4W (Fig 2) | 1200 | 1200 | 1200 | 2000 | Type 1 | 20kA | 200kA | 320 |

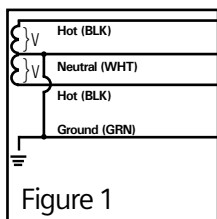


Figure 1

Split
2 Hots, 1 Neu, 1 Grnd

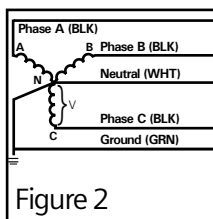


Figure 2

Wye
3 Hots, 1 Neu, 1 Grnd

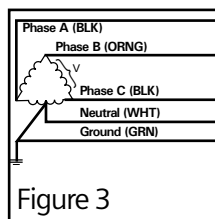


Figure 3

Hi-Leg Delta (B High)
3 Hots, (B High),
1 Neu, 1 Grnd

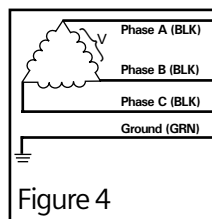


Figure 4

Delta & HRG Wye
3 Hots, 1 Grnd

Notes:

- ① Type 2 cUL
- ② For line side mounting in SWBD/SWGR
- ③ Not available in 500kA
- ④ Available in 100kA, 150kA, 200kA & 250kA only
- ⑤ VPR may increase when disconnect switch is added; VPR may decrease for products 400 & 500kA per phase

Siemens Industry, Inc.
Building Technologies Division
5400 Triangle Parkway
Norcross, GA 30092

888-333-3545
info.us@siemens.com

©2010 Siemens Industry, Inc.
All Rights Reserved. Siemens is a registered trademark of Siemens AG. Product names mentioned may be trademarks or registered trademarks of their respective companies. Specifications are subject to change without notice.

www.usa.siemens.com/spd