

TPS3 03

Type 1 Surge Protective Device (SPD) Mounts External to Electrical Distribution Equipment

Features:

- UL 1449 3rd Edition – 2009, cUL
- Type 1 SPD (Type 1 cUL)
- Mounts external to electrical distribution equipment
 - Recommended for Line Side or Load Side Applications
- Bracket included for multiple mounting options
- 20kA I_n (most models)
- 200kA SCCR (most models)
- All UL-required OCP & safety coordination included
- UL96A Lightning Protection Master Label compliant (@20kA In)

■ SPD Specifications

- Surge Current Rating Per Phase

Per Phase	L-N (L-G: Delta)
50kA	50kA

- 100% monitoring – Every MOV is monitored
- Individually fused and thermally protected MOV's
- Solid state bi-directional operation
- Repetitive impulse: 5,000 hits
- Less than 1 nanosecond response time
- Relative humidity range: 0 - 95% non-condensing
- Operating frequency: 47-63Hz
- Operating temperature: -25°C (-15°F) to +60°C (140°F)

■ Standard Configuration

- Standard NEMA 4X polycarbonate enclosure (UL 746C (f1), UL 94-5VA)
- Wire size: Prewired with 3' (91.4cm) of #10 AWG
- Standard size: 3.25" x 3.25" x 3.3" (82.6mm x 82.6mm x 83.8mm)
- Standard weight: 2 lbs. (0.9 kg)



UL 1449 3rd Edition SPD

SIEMENS

- SPD Features
- UL 1449 3rd Edition effective September 2009
- Designed, manufactured and tested consistent with:
 - ANSI/IEEE C62.41.1-2002, c62.41.2-2002, C62.45-2002,
 - 1992/2000 NEMA LS-1
 - NEC Article 285
 - IEC 61643, CE

- SPD Features
- Large-block 34mm square MOV's
- 2 year warranty
- SPD Monitoring
- LED indicators
- Available Options
- Dry contacts & audible alarm

- Key Bid Specifications
- UL 1449 3rd Edition – 2009, cUL
- Type 1 SPD ①
- Protection modes on L-N/L-G, L-L
- I_n Rating – 20kA
- Short Circuit Current Rating – 200kA
- Surge Current Rating – 50kA per phase

Ordering Information

Catalog # **TPS3** **03**

Voltage Code

- A = 120/240V, 1Ø, 3W (Fig 1)
- B = 120/240V, 3Ø, 4W (Fig 3)
- C = 120/208V, 3Ø, 4W (Fig 2)
- D = 240V, 3Ø, 3W (Fig 4)
- E = 277/480V, 3Ø, 4W (Fig 2)
- F = 480V, 3Ø, 3W (Fig 4)
- G = 600V, 3Ø, 3W (Fig 4)
- K = 380/220V, 3Ø, 4W (Fig 2)
- L = 600/347V, 3Ø, 4W (Fig 2)

Surge Current (kA)

05 = 50kA per phase

Options

D = Dry contact & audible alarm

- Example: TPS3C0305D = Type 1 SPD for a 208/120V application with a surge current capacity of 50kA per phase, in a standard NEMA 4X enclosure with dry contacts and audible alarm option

- When an option is not selected, include a zero (0) in the field

Available Accessories: Ordered Separately

- RMSIE - Remote monitor

UL 1449 3rd Edition - 2009 Test Data Summary							
Voltage Protection Rating (VPR - 6kV, 3kA)							
Voltage Code	Service Voltage	L-N (L-G: Delta)	L-L	Type ①	I _n	SCCR	MCOV
A	120/240V, 1Ø, 3W (Fig 1)	600	1000	Type 1	20kA	100kA	150
B	120/240V, 3Ø, 4W (Fig 3)	600 / 1200	1000 / 1500	Type 1	20kA	200kA	150 / 320
C	120/208V, 3Ø, 4W (Fig 2)	600	1000	Type 1	20kA	200kA	150
D	240V, 3Ø, 3W (Fig 4)	1200	1500	Type 1	20kA	200kA	320
E	277/480V, 3Ø, 4W (Fig 2)	1200	2000	Type 1	20kA	200kA	320
F	480V, 3Ø, 3W (Fig 4)	1800	3000	Type 1	10kA	200kA	552
G	600V, 3Ø, 3W (Fig 4)	2500	2500	Type 1	20kA	200kA	690
K	380/220V, 3Ø, 4W (Fig 2)	1200	2000	Type 1	20kA	200kA	320
L	600/347V, 3Ø, 4W (Fig 2)	1500	2500	Type 1	20kA	200kA	420

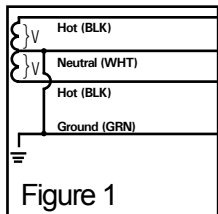


Figure 1
Split
2 Hots, 1 Neu, 1 Grnd

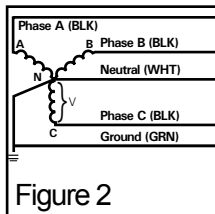


Figure 2
Wye
3 Hots, 1 Neu, 1 Grnd

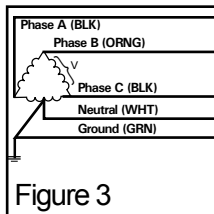


Figure 3
Hi-Leg Delta (B High)
3 Hots, (B High),
1 Neu, 1 Grnd

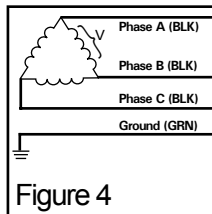


Figure 4
Delta & HRG Wye
3 Hots, 1 Grnd

Siemens Industry, Inc.
Building Technologies Division
5400 Triangle Parkway
Norcross, GA 30092

888-333-3545
info.us@siemens.com

©2010 Siemens Industry, Inc.
All Rights Reserved. Siemens is a registered trademark of Siemens AG. Product names mentioned may be trademarks or registered trademarks of their respective companies. Specifications are subject to change without notice.

Notes:

- ① Type 2 cUL