

# Back-to-Back Meter Load Center Combinations



Main ① Ampere Rating	Main Breaker	Auxiliary Ampere Rating Max.	Additional Disconnect Breaker	KAIC	Catalog Number	Meter Main		Load Center	
						② No. of Spaces	No. of Circuits	No. of Spaces	No. of Circuits
200	MD-HT	50	MP-T, MP-HT	22	JA2442B1250FE2	2	1	24	42
200	MD-HT	50	MP-T, MP-HT	22	JA3042B1250FE2	2	1	30	42

① Factory-installed main breaker.

② Field-installed second main breaker limited to 2-pole 15-50 Amp type MP-T or MP-HT breakers.

## Meter Main Features

- Factory-installed 200A main breaker
- Space for a field-installed 50A (max.) additional breaker
- NEMA Type 3R enclosure with painted, G90 galvanized steel
- 22,000A IC Rated
- Meets EUSERC requirements
- Copper bussing standard
- Side-hinge door, easily removable
- Underground service entrance, HC hubs on bottom endwall

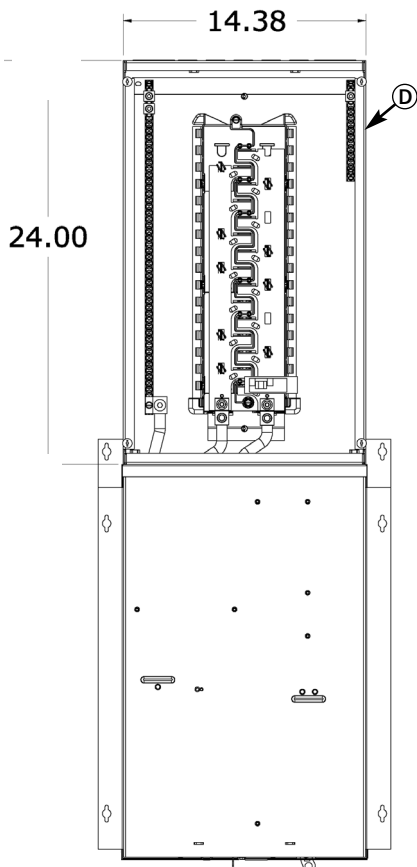
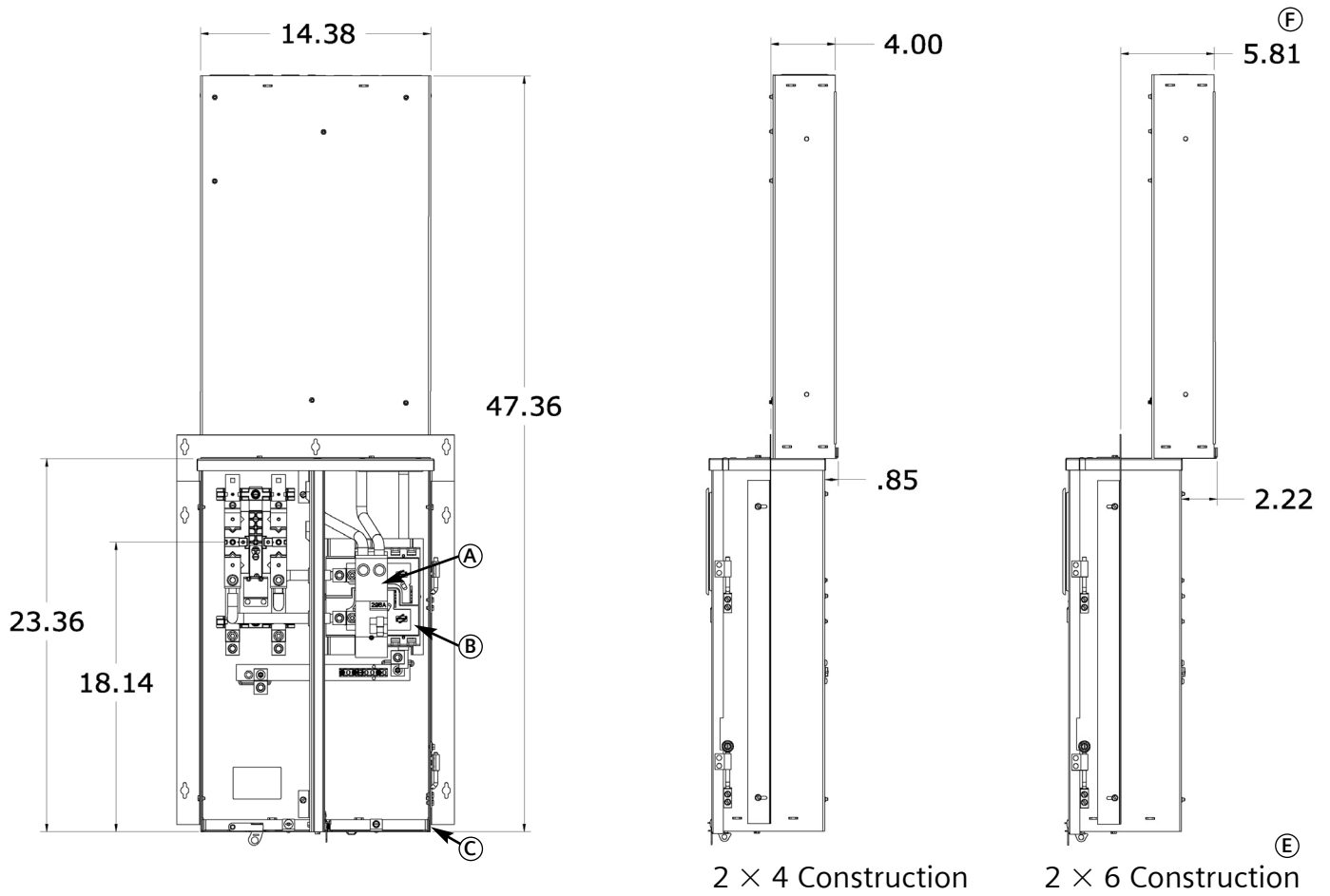
## Load Center Features

- INSTA-WIRE® neutrals, grounds and circuit breakers provide quick conductor installation
  - Visible neutrals aid in conductor installation
  - Combination slot/square head screws
  - Copper bussing standard
  - Lifetime warranty on factory installed circuit breakers ①
  - Trim mounting tabs free up both hands to install the trim
  - The ground bars in the load center are UL accepted for multiple ground conductors ②
  - Load centers do not have fire ratings for use in firewalls
- ① Excluding AFCI, GFCI, and surge breakers.  
② See the wiring diagram on the panel door for the latest product information

# fastfax

**MURRAY**

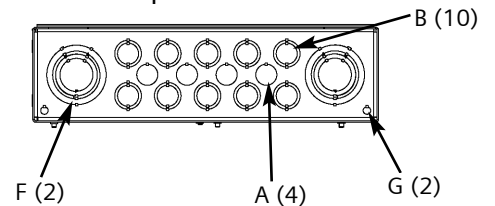
# Back-to-Back Meter Load Center Combinations Diagrams



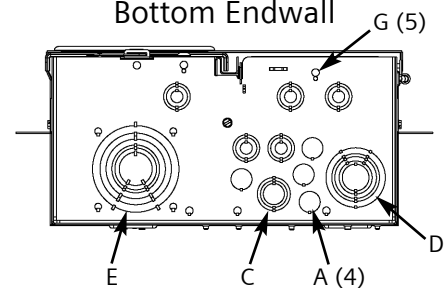
KNOCKOUTS (inches):	
A:	1/2
B:	1/2, 3/4
C:	1/2, 3/4, 1
D:	3/4, 1, 1-1/4, 1-1/2, 2
E:	1, 1-1/4, 1-1/2, 2, 2-1/2, 3
F:	1, 1-1/4, 1-1/2, 2
G:	0.31" diameter ground wire K.O.

- (A) Factory-installed 200A main breaker
- (B) Space for a field-installed 50A (max.) additional breaker
- (C) Meter main
- (D) Load center
- (E) Adjustable flush rails
- (F) Can depth for 2 x 6 stud applications

Top Endwall



Bottom Endwall



## Back-to-Back Meter Combinations

### electriCenter Load Center Accessories

Description	Catalog Number	Std. Pkg.	Shp.Wt. (lbs/std)
Filler Plates			
– for branch breakers and 150-225A main breaker opening (2 required for 150-225A main breaker opening)	ECQF3	100	.25
– for 100 and 125A main breaker opening	ECMBF125	25	.25
Load Center Trim Screw (order quantity of 1 equals bag with 6 screws) Reference hole in enclosure	ECTS2	100	6
Circuit Directory Card (42 circuit) self-adhesive	ECCP1	100	1
Neutral Lug Kits			
– Wire Range #2 - 1/0 AWG Cu/Al	ECLK1-2	50	
– Wire Range #4 - 2/0 AWG Cu/Al	ECLK2	50	2
– Wire Range #1 - 300 MCM Cu/Al	ECLK3	10	2
Collar Straps			
– Wire Range #14-1/0 AWG Cu/Al, for use with ground bar only	ECCS1	50	2
– Wire Range #6 WG-250 kcmil Cu/Al, for use with ground bar only	ECCS2	50	2
Ground Bar Kits			
– 5 position, Cu/Al Wire Range – #4-14	ECGB5	20	2
– 10 position, Cu/Al Wire Range – #4-14	ECGB10	20	2
– 14 position, Cu/Al Wire Range – #4-14	ECGB14	20	2
– 20 position, Cu/Al Wire Range – #4-14	ECGB20	20	2
– 10 position, Cu/Al Wire Range – #4-14, plus 1 position #14-1/0 Cu/Al	ECGB101	20	4
– 14 position, Cu/Al Wire Range – #4-14, plus 1 position #14-1/0 Cu/Al	ECGB141	20	4
– 20 position, Cu/Al Wire Range – #4-14, plus 1 position #14-1/0 Cu/Al	ECGB201	20	4
– 14 position, Cu/Al Wire Range – #4-14, plus 1 position #6-2/0 Cu/Al	ECGB142	20	4
– 20 position, Cu/Al Wire Range – #4-14, plus 1 position #6-2/0 Cu/Al	ECGB202	20	4
Lug Kits, 2-pole			
– Wire Range – #3-1 AWG Cu, #1/0 AWG Al, subfeed or feed-thru applications	ECLK2125	1	.25
– Wire Range – #14-2/0 Cu, #8-3/0 Al, subfeed or feed-thru applications	ECLK2150	1	.25
– Wire Range – #1-300 mcm Cu/Al, subfeed or feed-thru applications	ECLK2225	1	.25
Hubs			
- Bottom end wall HC Type hub provision (2")	ECHC200		
- Bottom end wall HC Type hub provision (2-1/2")	ECHC250		
- Bottom end wall HC Type hub provision (3")	ECHC300		
2/0 - #4 wire range lug kit	ECLK2		
5th jaw assembly	EMC5J		
Mechanical breaker interlock	ECQML12		
Meter socket jumper	ECJS		
Filler plate	QF3 or ECQF3		