

EUSERC Meter/Load Center Combinations

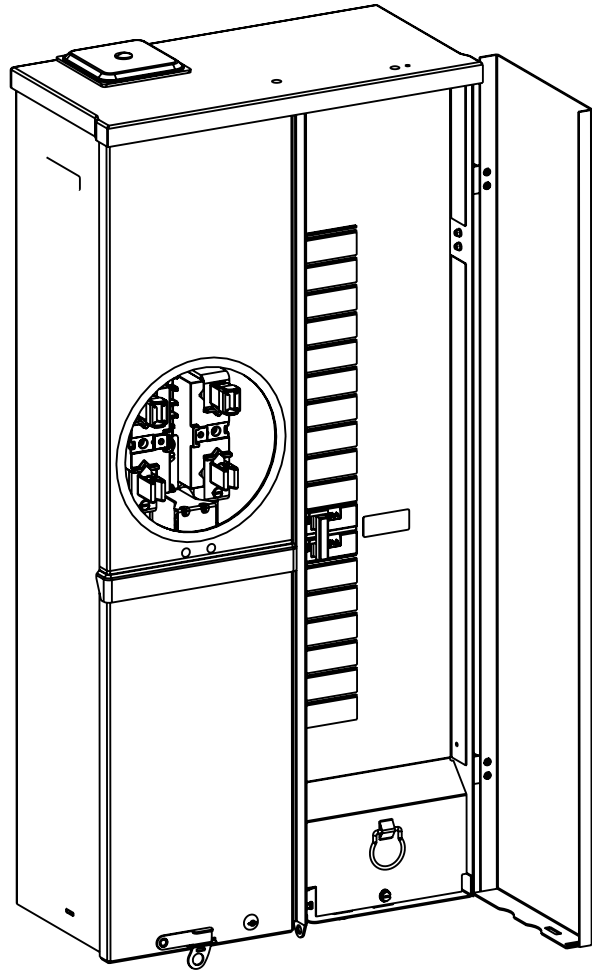
Surface Mount (JA1632B1100SEC)

FEATURES

- UL Listed only for use as service entrance equipment
- NEMA Type 3R enclosure with painted, G90 galvanized steel
- 22,000A IC rating
- Overhead and Underground feed
- Ring style meter cover
- Tin plated copper bus bars
- Best in class wire gutter space
- 7" deep can
- Steel breaker mounting base pan
- *INSTA-WIRE* neutrals and grounds
- Visible neutrals and grounds
- Side-hinged load center door; requires the removal of only one screw to remove door
- Surface mounting
- Key hole shaped mounting holes for easy hanging
- Deadfront pull ring
- Captive deadfront screw
- See wiring diagram for lug sizes and torque data

ACCESSORIES

- Top end wall has type RX hub provisions:
 - EC38597 (1-1/4")
 - EC38598 (1-1/2")
 - EC38599 (2")
 - EC385600 (2-1/2")
- Bottom end wall has type HC hub provisions:
 - ECHC200 (2")
 - ECHC250 (2-1/2")
 - ECHC300 (3")
- Ground bar kits:
 - ECGB5, ECGB10, ECGB14 (check wiring diagram for limitations)
- 2/0 - #4 wire range Lug Kit: ECLK2
- 5th Jaw Assembly: EMC5J
- Mechanical Breaker Interlock: ECQML12
- Meter Socket Jumper: ECJS
- Filler Plate QF3 or ECQF3



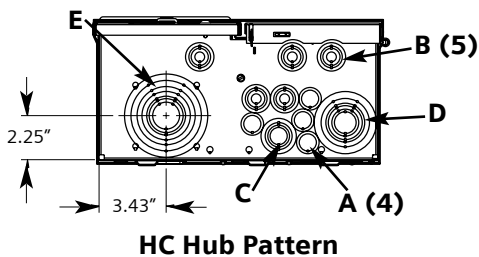
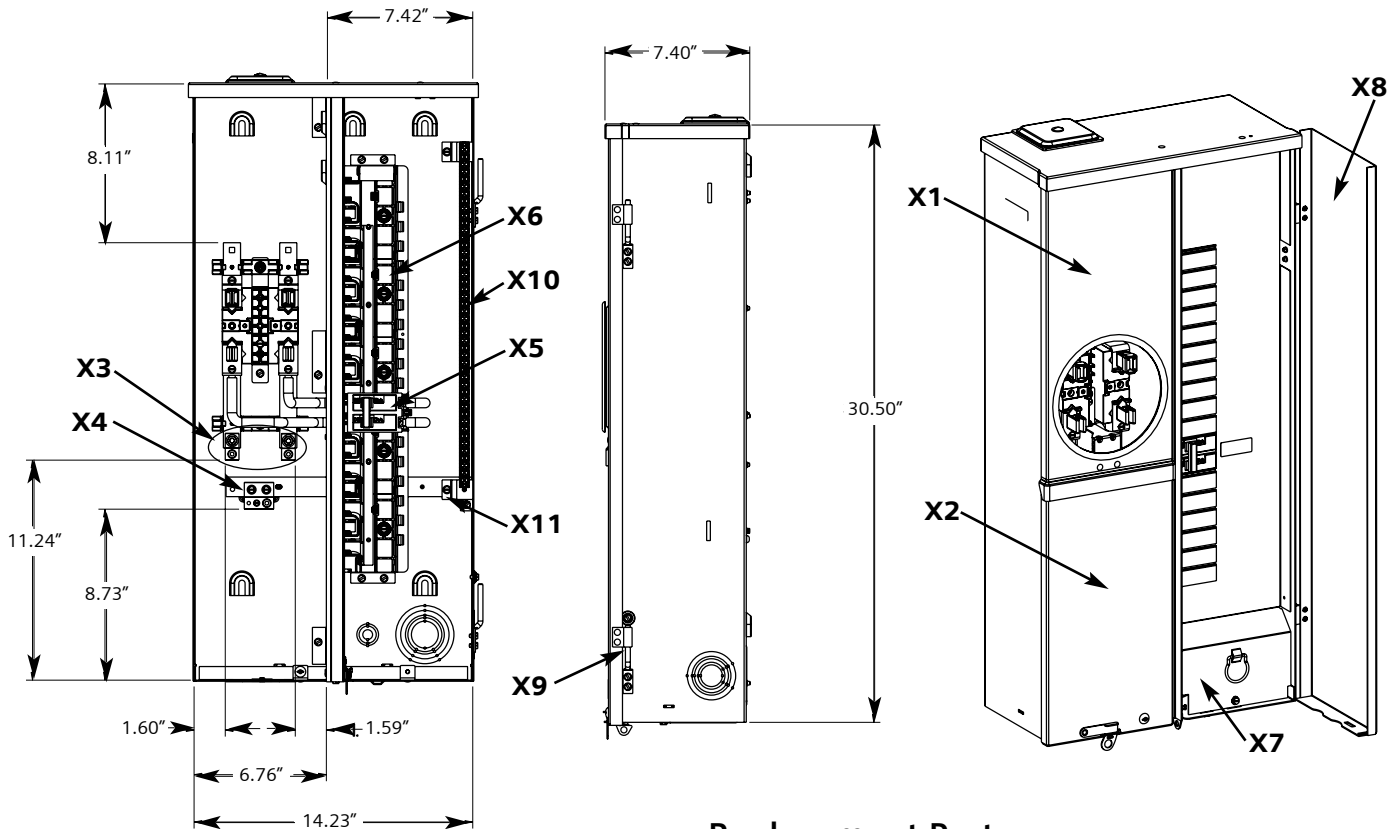
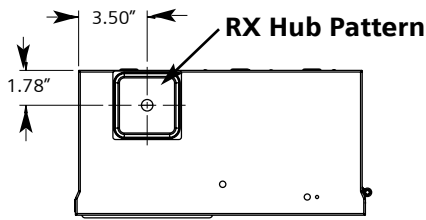
Main Ampere Rating	Catalog Number	No. of Circuits	No. of Spaces
100	JA1632B1100SEC	16	32

fastfax

MURRAY

EUSERC Meter/Load Center Combinations

Dimensions, Knockout Diagrams, Replacement Parts



Knockout Schedule

- A = 1/2"
- B = 1/2", 3/4"
- C = 1/2", 3/4", 1"
- D = 3/4", 1", 1-1/4", 1-1/2", 2"
- E = 1", 1-1/4", 1-1/2", 2", 2-1/2", 3"
- F = 1", 1-1/4", 1-1/2", 2", 2-1/2"
- G = 0.31" diameter Ground Wire K.O.

Replacement Parts

Replacement Parts are to be ordered as an "ITESA2 Special" using the descriptions following the X reference below:

X Reference	Description	Part No.
X1	Meter Cover	5459623
X2	Pull Section Cover and Latch	5459628, MO-11320, 55707-3
X3	Line Phase Lugs	6519901
X4	Utility Neutral Lug	6529981
X5	Main Breaker	MP2100KH (100A) MP2125KH(125A)
X6	Load Center Interior	8019963
X7	Deadfront (not shown)	5329543
X8	Load Center Door	5459631, 1120010, 5819904
X9	Door Hinge Pin	5819903
X10	Neutral Bar	6209676
X11	Load Center Ground Lug	67554