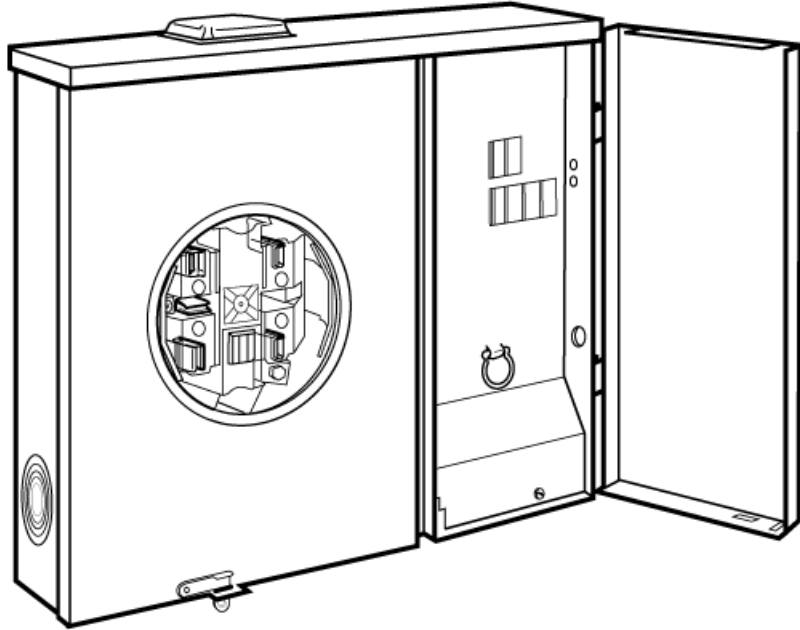


Meter / Main Combinations

General Information

FEATURES

- UL Listed only for use as service entrance equipment.
- Lever bypass meter socket (L&G HQ5).
- Painted G90 galvanized steel, Type 3R outdoor enclosure.
- Overhead or underground feed.
- Side hinge door, only one screw required to remove door.
- Ringless type meter cover.
- Surface mount.
- 5th jaw provided.
- Uses Type RX hubs.
- Four extra circuits for branch breakers.
- Single piece neutral assembly.
- 22K AIC rating.



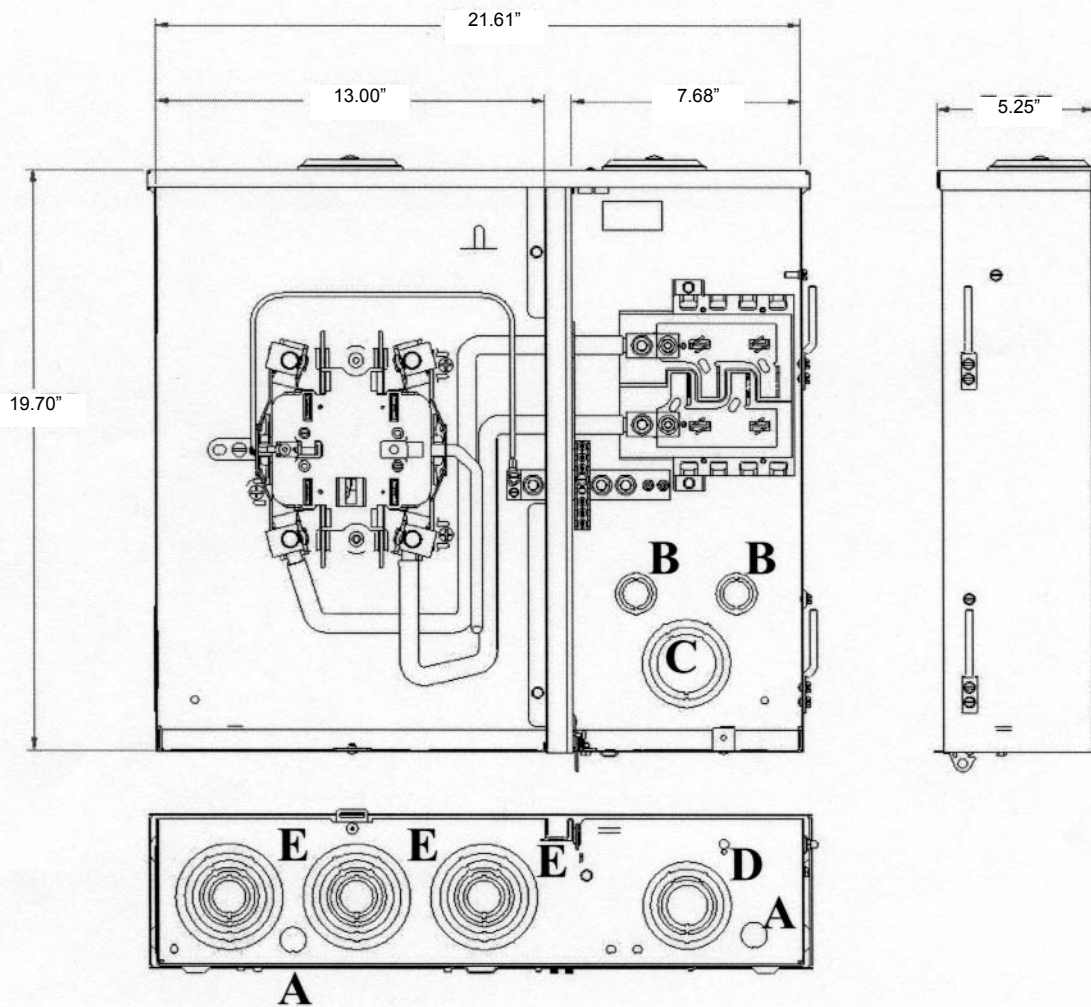
Meter Socket Ampere Rating	Catalog Number	Max. 1" Spaces	Max. Circuits	Phase	Main Ampere Rating	Number of Jaws	Type of Bypass	Type of Cover
200	MM0406L1200RJL	4	6	Single	200	5	Lever	Ringless

fastfax

SIEMENS

Meter / Main Combinations

Knockout Diagram



Knockout Code
A = 1/2"
B = 1/2", 3/4"
C = 1-1/2", 2", 2-1/2"
D = 3/4", 1", 1-1/4", 1-1/2", 2"
E = 1-1/4", 1-1/2", 2", 2-1/2", 3"

SIEMENS

Outdoor Combination Metering

Catalog number

MM0406B1200RJL

Panelboard Rating

200 Amps, Max
120/240 Volts ~, 1 phase, 3 wire
208Y/120 Volts ~, 1 phase, 3 wire
(Derived from 3 phase – 4 wire system)

Meter Socket Rating

200 Amps Continuous
Type HQ-5B
100% Rated Clamping Jaw Lever Bypass

CAUTION: Removal of meter may not de-energize circuit.

Suitable Only For Use As Service Equipment

For Overhead or Underground Service

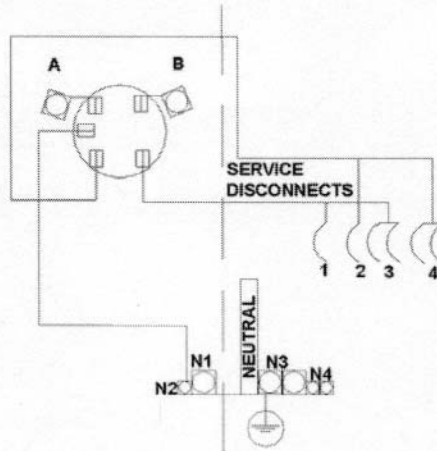
Use 60/75 °C Copper or Aluminum Conductor in

Terminals A, B, N1, N2, N3 and N4.

General Information:

Circuit Breakers overload trip position is indicated by handle position midway between ON and OFF. To reset, move handle to OFF position then turn ON.

For installation in accordance with all local Electrical codes and/or the National Electrical Code.



- 1 _____
- 2 _____
- 3 _____
- 4 _____

Enclosure Type 3R

Terminal	Wire Size	Torque
A, B	350 kcmil - #6	375 lb. in.
N1	250 kcmil - #6	275 lb. in.
N2	#2-#3 #4-#6 #8 #10-#14	50 lb. in. 45 lb. in. 40 lb. in. 35 lb. in.
N3	250 kcmil - #4	275 lb. in.
N4	1/0-#14	120 lb. in.
Branch Breaker terminals	See Markings on breaker	
Neutral Bar	#10 - #14 CU #10-#12 AL #8 #6	20 lb. in. 20 lb. in. 25 lb. in. 35 lb. in.

Accessories:

Filler Plate QF3

Equipment Grounding

Bars GB series

If hub is required, the catalog numbers listed below may be used on the top of this enclosure.

Trade size (in)	Catalog number
1 1/4"	S38597-2
1 1/2"	S38598-2
2"	S38599-2
2 1/2"	S38600-2

Short Circuit Current Rating (Wattour Meter not included in short circuit rating)

This panelboard has a short circuit current rating of 22,000 Amps RMS symmetrical, 120/240 V~. The correct branch circuit breakers and main/branch breaker series combinations to be used for various short circuit current levels are listed in the tabulation below. Any circuit breaker installed, replaced, or added in this panelboard must be manufactured by Siemens and must be of the correct type as indicated in the tabulation below.

Main Breaker	Branch Breaker	Then the maximum short circuit rating in RMS symmetrical amperes, 120/240V~ is:
When the main breaker is:	And the branch breakers installed are Siemens Type:	
QNH	QP, QPF, QPHF, QE, QEH, QAF, QAFH, QPH, HQP, QT, QPP	22,000

(J2)

Siemens Energy & Automation, Inc. Alpharetta, Georgia, USA
Assembled in Mexico.

Part No. 4099682 Rev. A

Important

Do not spray or allow any petroleum based chemicals, solvents, or paint to contact interior components.

Ⓜ National Electrical Code is a registered trademark of the National Fire Protection Association.

E10703