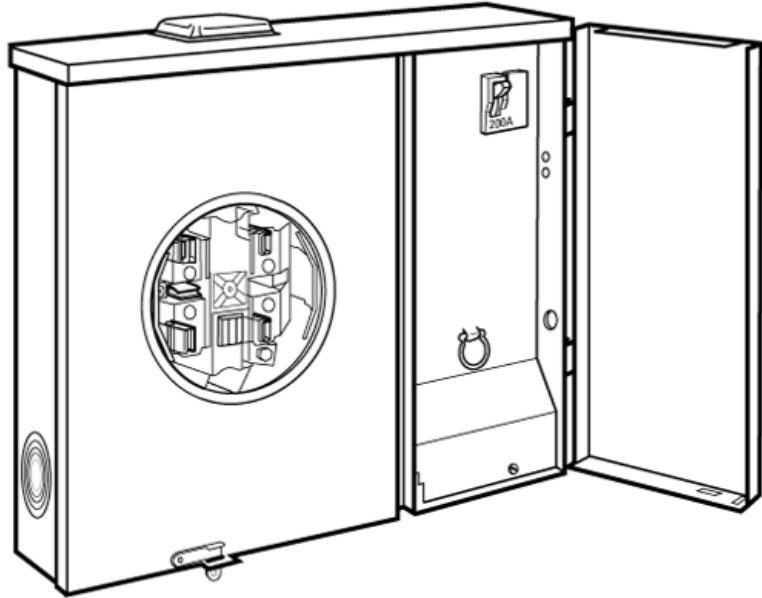


Meter / Main Combinations

General Information

FEATURES

- UL Listed only for use as service entrance equipment.
- Lever bypass meter socket (L&G HQ5).
- Painted G90 galvanized steel, Type 3R outdoor enclosure.
- Overhead or underground feed.
- Side hinge door, only one screw required to remove door.
- 22K AIC rated main breaker included.
- Ringless type meter cover.
- Surface mount.
- 5th jaw provided.
- Uses Type RX hubs.
- Single piece neutral assembly.



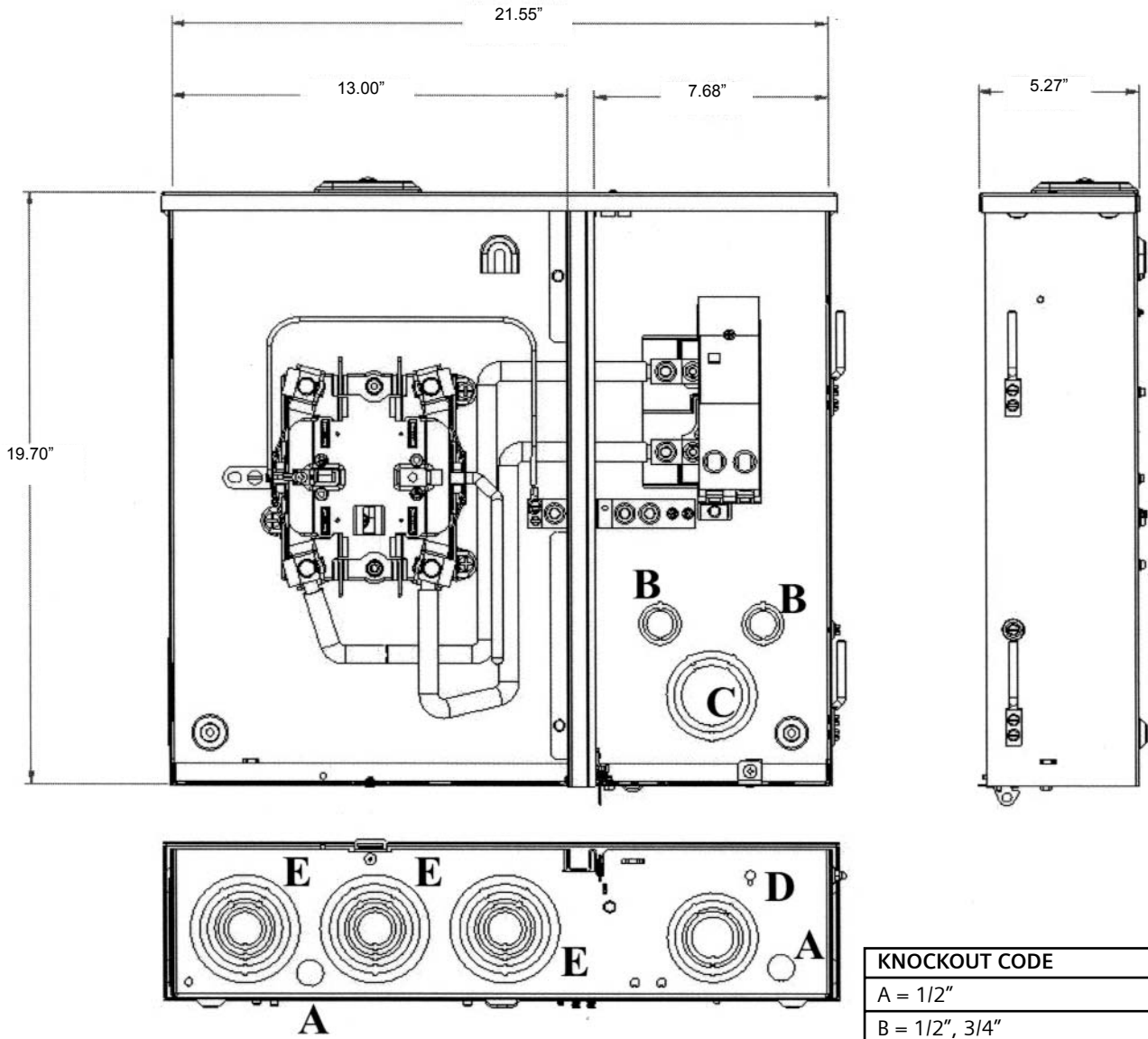
Meter Socket Ampere Rating	Catalog Number	Max. 1" Spaces	Max. Circuits	Phase	Main Ampere Rating	Number of Jaws	Type of Bypass	Type of Cover
200	MM0202B1150RJL	2	2	Single	150	5	Lever	Ringless
200	MM0202B1200RJL	2	2	Single	200	5	Lever	Ringless

fastfax

SIEMENS

Meter / Main Combinations

Knockout Diagram



KNOCKOUT CODE	
A	1/2"
B	1/2", 3/4"
C	1-1/2", 2", 2-1/2"
D	3/4", 1", 1-1/4", 1-1/2", 2"
E	1", 1-1/4", 1-1/2", 2", 2-1/2", 3"

SIEMENS

Outdoor Combination Metering

Catalog number

MM0202B1150RJL

Panelboard Rating

150 Amps, Max
120/240 Volts ~, 1 phase, 3 wire
208Y/120 Volts ~, 1 phase, 3 wire
(Derived from 3 phase - 4 wire system)

Meter Socket Rating

200 Amps Continuous
Type HQ-5B
100% Rated Clamping Jaw
Lever Bypass

CAUTION: Removal of meter may not de-energize circuit.

Suitable Only For Use As Service Equipment

For Overhead or Underground Service

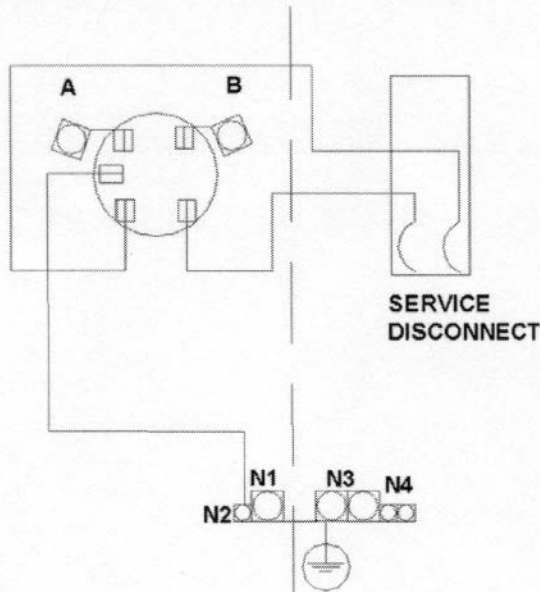
Use 60/75 °C Copper or Aluminum Conductor in Terminals A, B, N1, N2, N3 and N4.

Main Breaker Terminals

See markings on breaker for torque requirements and conductor ratings.

Short Circuit Current Rating (Watt-hour Meter not included in short circuit rating)

This panelboard has a Siemens Type QNH circuit breaker installed and has a maximum short circuit rating of 22,000 RMS symmetrical amperes, 120/240 V~. The actual rating is equal to the lowest rating of any breaker installed. If the circuit breaker is replaced, use only Siemens Type QNH.



Enclosure Type 3R

Terminal	Wire Size	Torque
A, B	350 kcmil - #6	375 lb. in.
N1	250 kcmil - #6	275 lb. in.
N2	#2-#3 #4-#6 #8 #10-#14	50 lb. in. 45 lb. in. 40 lb. in. 35 lb. in.
N3	250 kcmil - #4	275 lb. in.
N4	1/0-#14	120 lb. in.

If hub is required, the catalog numbers listed below may be used on the top of this enclosure.

Trade size (in)	Catalog number
1 1/4"	S38597-2
1 1/2"	S38598-2
2"	S38599-2
2 1/2"	S38600-2

General Information:

Circuit Breakers overload trip position is indicated by handle position midway between ON and OFF. To reset, move handle to OFF position then turn ON.

For installation in accordance with all local Electrical codes and/or the National Electrical Code. ®



Siemens Energy & Automation, Inc. Alpharetta, Georgia, USA
Assembled in Mexico.

Part No. 4099681 Rev. A

Important

Do not spray or allow any petroleum based chemicals, solvents, or paint to contact interior components.
® National Electrical Code is a registered trademark of the National Fire Protection Association.

E10703

SIEMENS

Outdoor Combination Metering

Catalog number

MM0202B1200RJL

Panelboard Rating

200 Amps, Max
120/240 Volts ~, 1 phase, 3 wire
208Y/120 Volts ~, 1 phase, 3 wire
(Derived from 3 phase - 4 wire system)

Meter Socket Rating

200 Amps Continuous
Type HQ-5B
100% Rated Clamping Jaw Lever
Bypass

CAUTION: Removal of meter may not de-energize circuit.

Suitable Only For Use As Service Equipment

For Overhead or Underground Service

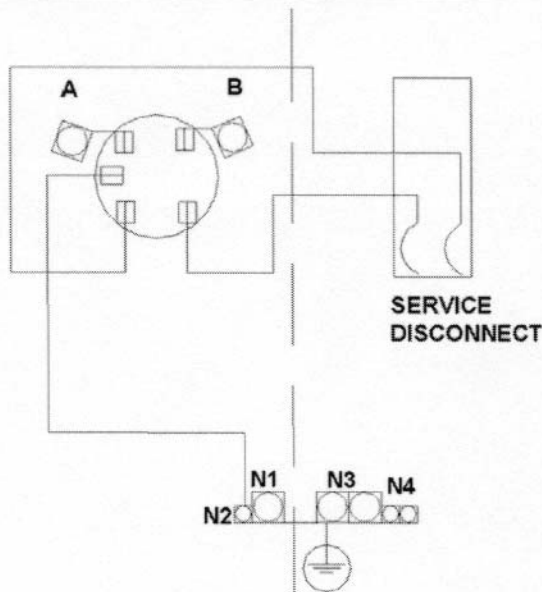
Use 60/75 °C Copper or Aluminum Conductor in Terminals A, B, N1, N2, N3 and N4.

Main Breaker Terminals

See markings on breaker for torque requirements and conductor ratings.

Short Circuit Current Rating (Wattour Meter not included in short circuit rating)

This panelboard has a Siemens Type QNH circuit breaker installed and has a maximum short circuit rating of 22,000 RMS symmetrical amperes, 120/240 V~. The actual rating is equal to the lowest rating of any breaker installed. If the circuit breaker is replaced, use only Siemens Type QNH.



Enclosure Type 3R

Terminal	Wire Size	Torque
A, B	350 kcmil - #6	375 lb. in.
N1	250 kcmil - #6	275 lb. in.
N2	#2-#3	50 lb. in.
	#4-#6	45 lb. in.
	#8	40 lb. in.
	#10-#14	35 lb. in.
N3	250 kcmil - #4	275 lb. in.
N4	1/0-#14	120 lb. in.

If hub is required, the catalog numbers listed below may be used on the top of this enclosure.

Trade size (in)	Catalog number
1 1/4"	S38597-2
1 1/2"	S38598-2
2"	S38599-2
2 1/2"	S38600-2

General Information:

Circuit Breakers overload trip position is indicated by handle position midway between ON and OFF. To reset, move handle to OFF position then turn ON.

For installation in accordance with all local Electrical codes and/or the National Electrical Code.

(J2)

Siemens Energy & Automation, Inc. Alpharetta, Georgia, USA
Assembled in Mexico.

Part No. 4099680 Rev. A

Important

Do not spray or allow any petroleum based chemicals, solvents, or paint to contact interior components.
 National Electrical Code is a registered trademark of the National Fire Protection Association.

E10703