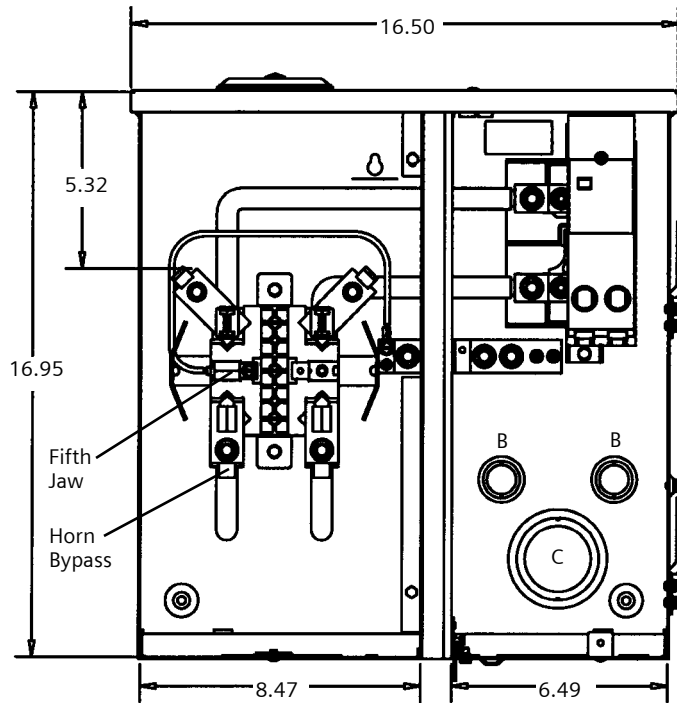


Meter/Main Breaker Combinations

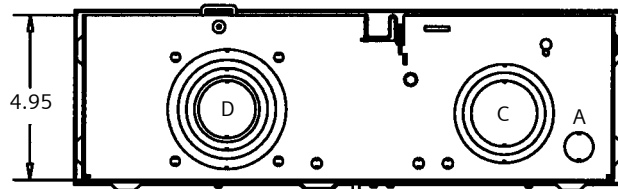
FEATURES

- UL Listed only for use as service entrance equipment
- Overhead and underground feed
- Side hinged door, only one screw required to remove door
- Captive deadfront screw
- 22K AIC rating
- Meter socket jaw guides provided on ringless devices
- Ring and ringless versions available
- 5th jaw option available
- Horn bypass option available
- Surface mount
- NEMA Type 3R enclosure with painted, G90 galvanized steel Alstan[®] tin-plated aluminum bus bars
- 150 and 200 amp versions available
- Copper conductors



Knockout Code

- | | |
|---|----------------------------------|
| A | = 1/2" |
| B | = 1/2", 3/4", 1" |
| C | = 1-1/2", 2", 2-1/2" |
| D | = 1-1/4", 1-1/2", 2", 2-1/2", 3" |



Meter Socket Ampere Rating	Catalog Number	Max. 1" Spaces	Max. Circuits	Phase	Main Ampere Rating	Number of Jaws	Type of Bypass	Type of Cover
200	MM0202B1150	2	2	Single	150	4	None	Ring
200	MM0202B1150RJB	2	2	Single	150	5	Horn	Ringless
200	MM0202B1200	2	2	Single	200	4	None	Ring
200	MM0202B1200R	2	2	Single	200	4	None	Ringless
200	MM0202B1200RJB	2	2	Single	200	5	Horn	Ringless

Family Type A

fastfax

SIEMENS

SIEMENS

Rainproof Combination Metering

Catalog number
MM0202B1200RJB

Panelboard Rating
200 Amps, Max
120/240 Volts A. C., 1 phase, 3 wire
208Y/120 Volts A. C., 1 phase, 3 wire
(Derived from 3 phase – 4 wire system)

Meter Socket Rating
200 Amps Continuous

**Suitable Only For Use As
Service Equipment**

**For Overhead or Underground
Service**

**Use 60/75° C Copper or
Aluminum Conductor** in Terminals
A, B, N1, N2, N3, and N4.

Main Breaker Terminals
See markings on breaker for torque
requirements and conductor rating

Terminal	Wire Size	Torque
A, B	350 kcmil - #6	275 lb in
N1	#2-#3	50 lb in
	#4-#6	45 lb in
	#8	40 lb in
	#10-#14	35 lb in
N2	250 kcmil - #6	275 lb in
N3	250 kcmil - #4	275 lb in
N4	1/0-#14	120 lb in

Short Circuit Current Rating (Wathour Meter not included in short circuit rating)
This panelboard has a Siemens Type QNH or MD-HT (rated 22k AIC) circuit breaker installed and has a maximum short circuit rating of 22,000 RMS symmetrical amperes, 120/240 volts AC. The actual rating is equal to the lowest rating of any breaker installed. If the circuit breaker is replaced, use only Siemens Type QNH or MD-HT.

Siemens Energy & Automation, Inc.
Alpharetta, Georgia U.S.A.

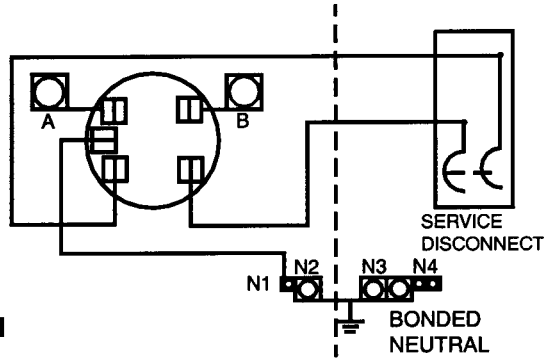
Part No. 4099544 Rev C

Important

This equipment has been designed for use only with Siemens Type QNH or MD-HT Circuit Breakers. Use of other circuit breakers in this equipment will void the warranty.

Do not spray or allow any petroleum based chemicals, solvents, or paint to contact interior components.
© The National Electrical Code is a recognized trademark of NFPA.

Enclosure
Type 3R



If hub is required, the catalog numbers listed below may be used on this enclosure

Trade size (In)	Catalog number
1 ¼"	WRX125
1 ½"	WRX150
2"	WRX200
2 ½"	WRX250

General Information:

Circuit Breakers overload trip position is indicated by handle position midway between ON and OFF. To reset, move handle to OFF position then turn ON.
For installation in accordance with all local Electrical codes and/or the National Electrical Code®.



E10703