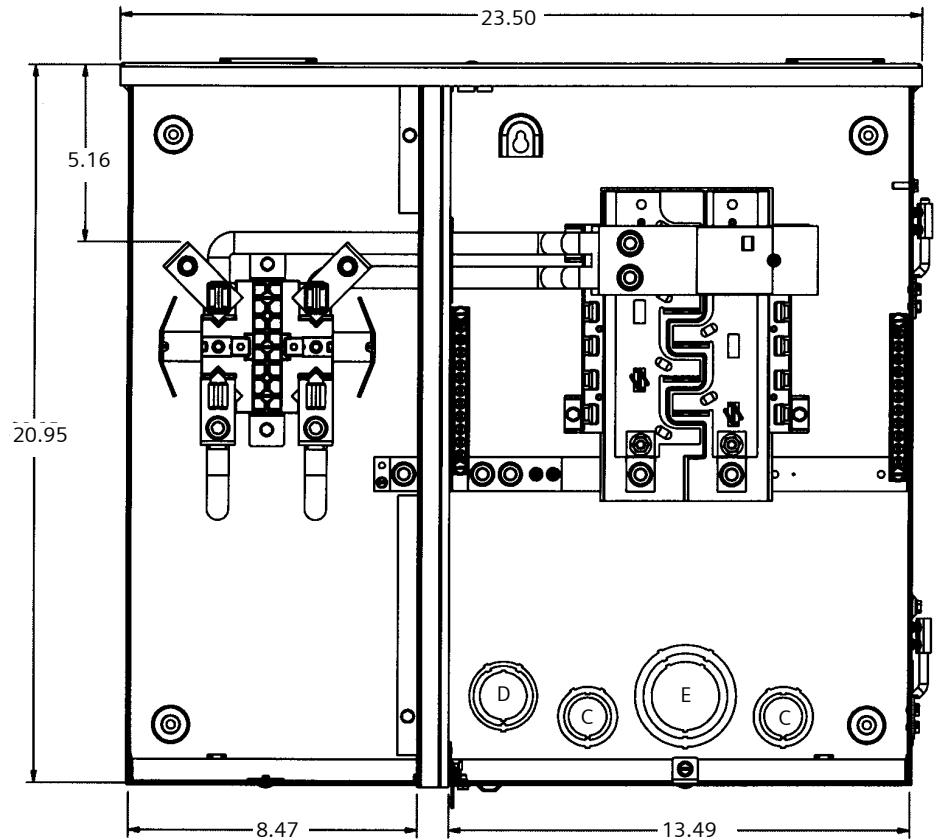


Meter/Load Center Combinations

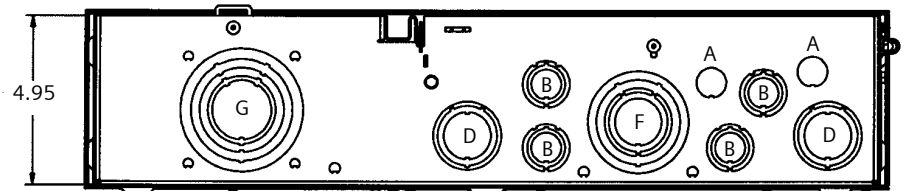
FEATURES

- UL Listed only for use as service entrance equipment
- Overhead and underground feed
- Side hinged door, only one screw required to remove door
- Captive deadfront screw
- 22K AIC rating
- Meter socket jaw guides provided on ringless devices
- Ring and ringless versions available
- 5th jaw option available
- Surface mount
- NEMA Type 3R enclosure with painted, G90 galvanized steel Alstan[®] tin-plated aluminum bus bars
- Feed-thru lugs



Knockout Code

- | | |
|---|----------------------------------|
| A | = 1/2" |
| B | = 1/2", 3/4", 1" |
| C | = 3/4", 1", 1-1/4" |
| D | = 1, 1-1/4", 1-1/2" |
| E | = 1-1/2", 2", 2-1/2" |
| F | = 1", 1-1/4", 1-1/2", 2", 2-1/2" |
| G | = 1-1/4", 1-1/2", 2", 2-1/2", 3" |



Meter Socket Ampere Rating	Catalog Number	Max. 1" Spaces	Max. Circuits	Phase	Main Ampere Rating	Number of Jaws	Type of Bypass	Type of Cover
200	MM0816B1150TH	8	16	Single	150	4	None	Ring
200	MM0816B1150RTH	8	16	Single	150	4	None	Ringless
200	MM0816B1200TH	8	16	Single	200	4	None	Ring
200	MM0816B1200RTH	8	16	Single	200	4	None	Ringless

Family Type J

fastfax

SIEMENS

SIEMENS

Rainproof Combination Metering

Catalog Number
MC0816B1150RTH

Enclosure
Type 3R

RATING
150 AMPS MAX.
120/240 VOLTS AC, 1 PHASE, 3 WIRE
208Y/120 VOLTS AC, 1 PHASE, 3 WIRE, WHEN 5TH JAW IS INSTALLED.
(DERIVED FROM 3 PHASE - 4 WIRE SYSTEM)

METER SOCKET RATING
200 AMPS CONTINUOUS

SUITABLE ONLY FOR USE AS SERVICE EQUIPMENT.

FOR OVERHEAD OR UNDERGROUND SERVICE USE 60/75° COPPER OR ALUMINUM CONDUCTOR IN TERMINALS A1, B1, N1, N2, N3, G1, A2 AND B2.

GENERAL INFORMATION
REMOVE TWISTOUTS FROM DEADFRONT ONLY WHERE BREAKERS WILL BE INSTALLED. ALLOPENINGS MUST BE FILLED WITH BREAKERS OR FILLER PLATES.

CIRCUIT BREAKERS OVERLOAD TRIP POSITION IS INDICATED BY HANDLE POSITION MIDWAY BETWEEN ON AND OFF. TO RESET, MOVE HANDLE TO OFF POSITION THEN TURN ON.

FOR INSTALLATION IN ACCORDANCE WITH ALL LOCAL ELECTRICAL CODES AND/OR THE NATIONAL ELECTRICAL CODE®.

SUM OF QP, QT, QPF, QE, QAF, QG, QW BREAKERS NOT TO EXCEED 80 AMPS PER STAB.

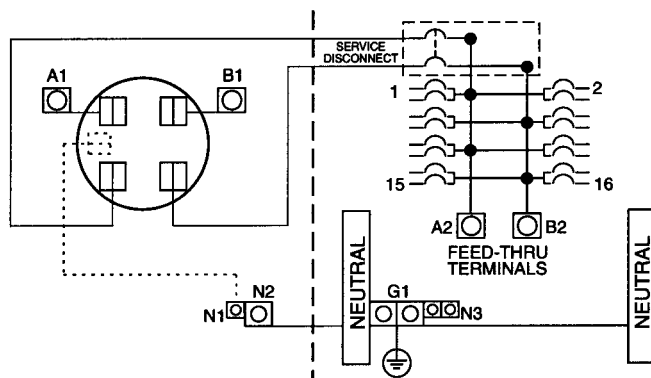
ANY UNUSED NEUTRAL POSITIONS MAY BE USED AS GROUND CONDUCTORS.

Terminal	Wire Size	Torque
A1, B1	350kcmil - #6	275 lb-in
N1	#2 - #3	50 lb-in
	#4 - #6	45 lb-in
	#8	40 lb-in
	#10 - #14	35 lb-in
N2	250kcmil - #6	275 lb-in
A2, B2, G1	250kcmil - #4	275 lb-in
N3	1/0 - #14	120 lb-in
Branch Breaker Terminals	See Markings on Breaker	
Neutral Bar	#10 - #14 CU	20 lb-in
	#10 - #12 AL	20 lb-in
	#8	25 lb-in
	#6 - #4	35 lb-in
Ground Conductors Only	(2) or (3) #14 AWG	20 lb-in
	(2) #12-#10 AWG	20 lb-in
		20 lb-in

ACCESSORIES

FILLER PLATE - CAT. NO. QF3
5th JAW ACCESSORY - CAT. NO. MC5J
LAY-IN LUG NEUTRAL KIT - CAT. NO. LK1

IF HUB IS REQUIRED, THE CATALOG NUMBERS LISTED BELOW MAY BE USED ON THIS ENCLOSURE	
TRADE SIZE (IN)	CATALOG NUMBER
1-1/4"	RX125
1-1/2"	RX150
2"	RX200
2-1/2"	RX250



SHORT CIRCUIT CURRENT RATING (WATTHOUR METER NOT INCLUDED IN SHORT CIRCUIT RATING)
THIS PANELBOARD HAS A SHORT CIRCUIT CURRENT RATING OF 22,000 AMPS RMS SYMMETRICAL, 120/240 VAC. THE CORRECT BRANCH BREAKERS AND MAIN/BRANCH BREAKER SERIES COMBINATIONS TO BE USED FOR VARIOUS SHORT CIRCUIT CURRENT LEVELS ARE LISTED IN THE TABULATION BELOW. ANY CIRCUIT BREAKER INSTALLED, REPLACED, OR ADDED IN THIS PANELBOARD MUST BE MANUFACTURED BY SIEMENS AND MUST BE OF THE CORRECT TYPE AS INDICATED IN THE TABULATION BELOW.

MAIN BREAKER WHEN THE MAIN BREAKER IS:	BRANCH BREAKER AND THE BRANCH BREAKERS INSTALLED ARE SIEMENS TYPE:	THEN THE MAXIMUM SHORT CIRCUIT RATING IN RMS SYMMETRICAL AMPERES, 120/240 VOLTS AC IS:
QNRH	QP, QT, QPF, QPHF, QE, QEH, QAF, QAFH, QNR, QPH, QG, QW, HQP	22,000

® NATIONAL ELECTRICAL CODE IS A REGISTERED TRADEMARK OF NATIONAL FIRE PROTECTION ASSOCIATION.

Siemens Energy & Automation, Inc. Alpharetta, Georgia U.S.A. T 4099620 Rev.B

IMPORTANT DO NOT ALLOW PETROLEUM BASED (HYDROCARBON) SPRAYS, CHEMICALS, SOLVENTS OR ANY PAINT TO CONTACT INTERIOR COMPONENTS. PETROLEUM BASED CHEMICALS CAN CAUSE DEGRADATION OF ELECTRICAL INSULATING MATERIALS.

SIEMENS

Rainproof Combination Metering

Catalog Number
MC0816B1150TH

Enclosure
Type 3R

RATING
150 AMPS MAX.
120/240 VOLTS AC, 1 PHASE, 3 WIRE
208Y/120 VOLTS AC, 1 PHASE, 3 WIRE, WHEN 5TH JAW IS INSTALLED.
(DERIVED FROM 3 PHASE - 4 WIRE SYSTEM)

METER SOCKET RATING
200 AMPS CONTINUOUS

SUITABLE ONLY FOR USE AS SERVICE EQUIPMENT.

FOR OVERHEAD OR UNDERGROUND SERVICE

USE 60/75° COPPER OR ALUMINUM CONDUCTOR IN TERMINALS A1, B1, N1, N2, N3, G1, A2 AND B2.

GENERAL INFORMATION
REMOVE TWISTOUTS FROM DEADFRONT ONLY WHERE BREAKERS WILL BE INSTALLED. ALLOPENINGS MUST BE FILLED WITH BREAKERS OR FILLER PLATES.

CIRCUIT BREAKERS OVERLOAD TRIP POSITION IS INDICATED BY HANDLE POSITION MIDWAY BETWEEN ON AND OFF. TO RESET, MOVE HANDLE TO OFF POSITION THEN TURN ON.

FOR INSTALLATION IN ACCORDANCE WITH ALL LOCAL ELECTRICAL CODES AND/OR THE NATIONAL ELECTRICAL CODE®.

SUM OF QP, QT, QPF, QE, QAF, QG, QW BREAKERS NOT TO EXCEED 80 AMPS PER STAB.

ANY UNUSED NEUTRAL POSITIONS MAYBE USED AS GROUND CONDUCTORS.

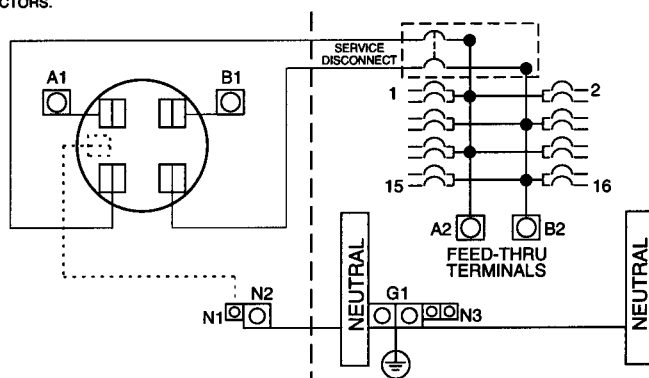
Terminal	Wire Size	Torque
A1, B1	350kcmil - #6	275 lb-in
N1	#2 - #3	50 lb-in
	#4 - #6	45 lb-in
	#8	40 lb-in
	#10 - #14	35 lb-in
N2	250kcmil - #6	275 lb-in
A2, B2, G1	250kcmil - #4	275 lb-in
N3	1/0 - #14	120 lb-in
Branch Breaker Terminals	See Markings on Breaker	
Neutral Bar	#10 - #14 CU	20 lb-in
	#10 - #12 AL	20 lb-in
	#8	25 lb-in
	#6 - #4	35 lb-in
Ground Conductors Only	(2) or (3) #14 AWG	20 lb-in
	(2) #12-#10 AWG	20 lb-in

ACCESSORIES

FILLER PLATE - CAT. NO. QF3
5th JAW ACCESSORY - CAT. NO. MC5J
LAY-IN LUG NEUTRAL KIT - CAT. NO. LK1

IF HUB IS REQUIRED, THE CATALOG NUMBERS LISTED BELOW MAY BE USED ON THIS ENCLOSURE

TRADE SIZE (IN)	CATALOG NUMBER
1-1/4"	RX125
1-1/2"	RX150
2"	RX200
2-1/2"	RX250



SHORT CIRCUIT CURRENT RATING (WATTHOUR METER NOT INCLUDED IN SHORT CIRCUIT RATING)
THIS PANELBOARD HAS A SHORT CIRCUIT CURRENT RATING OF 22,000 AMPS RMS SYMMETRICAL, 120/240 VAC. THE CORRECT BRANCH BREAKERS AND MAIN/BRANCH BREAKER SERIES COMBINATIONS TO BE USED FOR VARIOUS SHORT CIRCUIT CURRENT LEVELS ARE LISTED IN THE TABULATION BELOW. ANY CIRCUIT BREAKER INSTALLED, REPLACED, OR ADDED IN THIS PANELBOARD MUST BE MANUFACTURED BY SIEMENS AND MUST BE OF THE CORRECT TYPE AS INDICATED IN THE TABULATION BELOW.

MAIN BREAKER WHEN THE MAIN BREAKER IS:	BRANCH BREAKER AND THE BRANCH BREAKERS INSTALLED ARE SIEMENS TYPE:	THEN THE MAXIMUM SHORT CIRCUIT RATING IN RMS SYMMETRICAL AMPERES, 120/240 VOLTS AC IS:
QNRH	QP, QT, QPF, QPHF, QE, QEH, QAF, QAFH, QNR, QPH, QG, QW, HQP	22,000

® NATIONAL ELECTRICAL CODE IS A REGISTERED TRADEMARK OF NATIONAL FIRE PROTECTION ASSOCIATION.

Siemens Energy & Automation, Inc. Alpharetta, Georgia U.S.A.

T

4099616 Rev.8

IMPORTANT DO NOT ALLOW PETROLEUM BASED (HYDROCARBON) SPRAYS, CHEMICALS, SOLVENTS OR ANY PAINT TO CONTACT INTERIOR COMPONENTS. PETROLEUM BASED CHEMICALS CAN CAUSE DEGRADATION OF ELECTRICAL INSULATING MATERIALS.

SIEMENS

Rainproof Combination Metering

Catalog Number
MC0816B1200TH

Enclosure
Type 3R

RATING
200 AMPS MAX.
120/240 VOLTS AC, 1 PHASE, 3 WIRE
208Y/120 VOLTS AC, 1 PHASE, 3 WIRE, WHEN 5THJAW IS INSTALLED.
(DERIVED FROM 3 PHASE - 4 WIRE SYSTEM)

METER SOCKET RATING
200 AMPS CONTINUOUS

SUITABLE ONLY FOR USE AS SERVICE EQUIPMENT.

**FOR OVERHEAD OR UNDERGROUND SERVICE
USE 60/75° COPPER OR ALUMINUM CONDUCTOR** IN TERMINALS A1, B1, N1, N2, N3, G1, A2 AND B2.

GENERAL INFORMATION
REMOVE TWISTOUTS FROM DEADFRONT ONLY WHERE BREAKERS WILL BE INSTALLED. ALLOPENINGS MUST BE FILLED WITH BREAKERS OR FILLER PLATES.

CIRCUIT BREAKERS OVERLOAD TRIP POSITION IS INDICATED BY HANDLE POSITION MIDWAY BETWEEN ON AND OFF. TO RESET, MOVE HANDLE TO OFF POSITION THEN TURN ON.

FOR INSTALLATION IN ACCORDANCE WITH ALL LOCAL ELECTRICAL CODES AND/OR THE NATIONAL ELECTRICAL CODE®.

SUM OF QP, QT, QPF, QE, QAF, QG, QW BREAKERS NOT TO EXCEED 80 AMPS PER STAB.

ANY UNUSED NEUTRAL POSITIONS MAY BE USED AS GROUND CONDUCTORS.

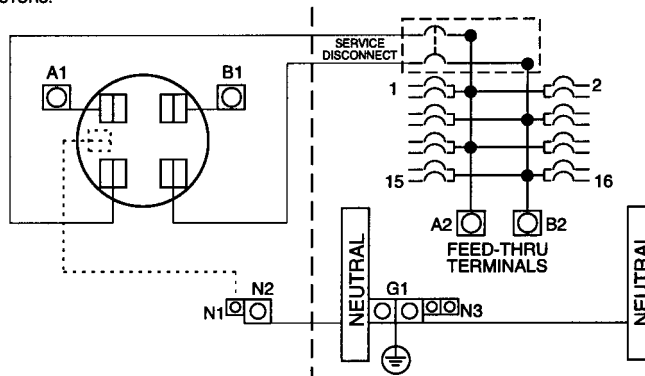
Terminal	Wire Size	Torque
A1, B1	350kcmil - #6	275 lb-in
N1	#2 - #3	50 lb-in
	#4 - #6	45 lb-in
	#8	40 lb-in
	#10 - #14	35 lb-in
N2	250kcmil - #6	275 lb-in
A2, B2, G1	250kcmil - #4	275 lb-in
N3	1/0 - #14	120 lb-in
Branch Breaker Terminals	See Markings on Breaker	
Neutral Bar	#10 - #14 CU	20 lb-in
	#10 - #12 AL	20 lb-in
	#8	25 lb-in
	#6 - #4	35 lb-in
Ground Conductors Only	(2) or (3) #14 AWG	20 lb-in
	(2) #12-#10 AWG	20 lb-in

ACCESSORIES

FILLER PLATE - CAT. NO. QF3
5th JAW ACCESSORY - CAT. NO. MC5J
LAY-IN LUG NEUTRAL KIT - CAT. NO. LLK1

IF HUB IS REQUIRED, THE CATALOG NUMBERS LISTED BELOW MAY BE USED ON THIS ENCLOSURE

TRADE SIZE (IN)	CATALOG NUMBER
1-1/4"	RX125
1-1/2"	RX150
2"	RX200
2-1/2"	RX250



SHORT CIRCUIT CURRENT RATING (WATTHOUR METER NOT INCLUDED IN SHORT CIRCUIT RATING)
THIS PANELBOARD HAS A SHORT CIRCUIT CURRENT RATING OF 22,000 AMPS RMS SYMMETRICAL, 120/240 VAC. THE CORRECT BRANCH BREAKERS AND MAIN/BRANCH BREAKER SERIES COMBINATIONS TO BE USED FOR VARIOUS SHORT CIRCUIT CURRENT LEVELS ARE LISTED IN THE TABULATION BELOW. ANY CIRCUIT BREAKER INSTALLED, REPLACED, OR ADDED IN THIS PANELBOARD MUST BE MANUFACTURED BY SIEMENS AND MUST BE OF THE CORRECT TYPE AS INDICATED IN THE TABULATION BELOW.

MAIN BREAKER WHEN THE MAIN BREAKER IS:	BRANCH BREAKER AND THE BRANCH BREAKERS INSTALLED ARE SIEMENS TYPE:	THEN THE MAXIMUM SHORT CIRCUIT RATING IN RMS SYMMETRICAL AMPERES, 120/240 VOLTS AC IS:
QNRH	QP, QT, QPF, QPHF, QE, QEH, QAF, QAFH, QNR, QPH, QG, QW, HQP	22,000

® NATIONAL ELECTRICAL CODE IS A REGISTERED TRADEMARK OF NATIONAL FIRE PROTECTION ASSOCIATION.

Siemens Energy & Automation, Inc. Alpharetta, Georgia U.S.A. T 4099605 Rev.B

IMPORTANT DO NOT ALLOW PETROLEUM BASED (HYDROCARBON) SPRAYS, CHEMICALS, SOLVENTS OR ANY PAINT TO CONTACT INTERIOR COMPONENTS. PETROLEUM BASED CHEMICALS CAN CAUSE DEGRADATION OF ELECTRICAL INSULATING MATERIALS.

SIEMENS

Rainproof Combination Metering

Catalog Number
MC0816B1200RTH

Enclosure
Type 3R

RATING
200 AMPS MAX.
120/240 VOLTS AC, 1 PHASE, 3 WIRE
208Y/120 VOLTS AC, 1 PHASE, 3 WIRE, WHEN 5THJAW IS INSTALLED.
(DERIVED FROM 3 PHASE - 4 WIRE SYSTEM)

METER SOCKET RATING
200 AMPS CONTINUOUS

SUITABLE ONLY FOR USE AS SERVICE EQUIPMENT.

FOR OVERHEAD OR UNDERGROUND SERVICE

USE 60/75° COPPER OR ALUMINUM CONDUCTOR IN TERMINALS A1, B1, N1, N2, N3, G1, A2 AND B2.

GENERAL INFORMATION
REMOVE TWISTOUTS FROM DEADFRONT ONLY WHERE BREAKERS WILL BE INSTALLED. ALLOPENINGS MUST BE FILLED WITH BREAKERS OR FILLER PLATES.

CIRCUIT BREAKERS OVERLOAD TRIP POSITION IS INDICATED BY HANDLE POSITION MIDWAY BETWEEN ON AND OFF. TO RESET, MOVE HANDLE TO OFF POSITION THEN TURN ON.

FOR INSTALLATION IN ACCORDANCE WITH ALL LOCAL ELECTRICAL CODES AND/OR THE NATIONAL ELECTRICAL CODE®.

SUM OF QP, QT, QPF, QE, QAF, QG, QW BREAKERS NOT TO EXCEED 80 AMPS PER STAB.

ANY UNUSED NEUTRAL POSITIONS MAY BE USED AS GROUND CONDUCTORS.

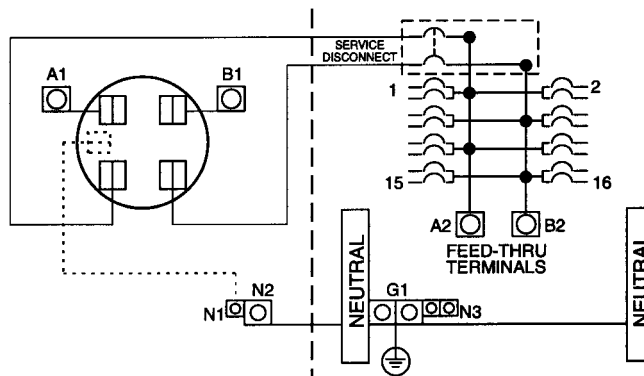
Terminal	Wire Size	Torque
A1, B1	350kcmil - #6	275 lb-in
N1	#2 - #3	50 lb-in
	#4 - #6	45 lb-in
	#8	40 lb-in
	#10 - #14	35 lb-in
N2	250kcmil - #6	275 lb-in
A2, B2, G1	250kcmil - #4	275 lb-in
N3	1/0 - #14	120 lb-in
Branch Breaker Terminals	See Markings on Breaker	
Neutral Bar	#10 - #14 CU	20 lb-in
	#10 - #12 AL	20 lb-in
	#8	25 lb-in
	#6 - #4	35 lb-in
Ground Conductors Only	(2) or (3) #14 AWG	20 lb-in
	(2) #12-#10 AWG	20 lb-in

ACCESSORIES

FILLER PLATE - CAT. NO. QF3
5th JAW ACCESSORY - CAT. NO. MC5J
LAY-IN LUG NEUTRAL KIT - CAT. NO. LLK1

IF HUB IS REQUIRED, THE CATALOG NUMBERS LISTED BELOW MAY BE USED ON THIS ENCLOSURE

TRADE SIZE (IN)	CATALOG NUMBER
1-1/4"	RX125
1-1/2"	RX150
2"	RX200
2-1/2"	RX250



SHORT CIRCUIT CURRENT RATING (WATTHOUR METER NOT INCLUDED IN SHORT CIRCUIT RATING)
THIS PANELBOARD HAS A SHORT CIRCUIT CURRENT RATING OF 22,000 AMPS RMS SYMMETRICAL, 120/240 VAC. THE CORRECT BRANCH BREAKERS AND MAIN/BRANCH BREAKER SERIES COMBINATIONS TO BE USED FOR VARIOUS SHORT CIRCUIT CURRENT LEVELS ARE LISTED IN THE TABULATION BELOW. ANY CIRCUIT BREAKER INSTALLED, REPLACED, OR ADDED IN THIS PANELBOARD MUST BE MANUFACTURED BY SIEMENS AND MUST BE OF THE CORRECT TYPE AS INDICATED IN THE TABULATION BELOW.

MAIN BREAKER WHEN THE MAIN BREAKER IS:	BRANCH BREAKER AND THE BRANCH BREAKERS INSTALLED ARE SIEMENS TYPE:	THEN THE MAXIMUM SHORT CIRCUIT RATING IN RMS SYMMETRICAL AMPERES, 120/240 VOLTS AC IS:
QNRH	QP, QT, QPF, QPHF, QE, QEH, QAF, QAFH, QNR, QPH, QG, QW, HQP	22,000

® NATIONAL ELECTRICAL CODE IS A REGISTERED TRADEMARK OF NATIONAL FIRE PROTECTION ASSOCIATION.

Siemens Energy & Automation, Inc. Alpharetta, Georgia U.S.A. T 4099619 Rev.B

IMPORTANT DO NOT ALLOW PETROLEUM BASED (HYDROCARBON) SPRAYS, CHEMICALS, SOLVENTS OR ANY PAINT TO CONTACT INTERIOR COMPONENTS. PETROLEUM BASED CHEMICALS CAN CAUSE DEGRADATION OF ELECTRICAL INSULATING MATERIALS.