

Electronic timeswitch

RWB1007



To control combination boilers and single zone applications together with the appropriate thermostat.

- Easy-to-read backlit display
- Time programming 7-day
- 2/3 ON/OFFs
- Advance and 1-hour boost
- Clock with auto summer/winter changeover
- Selectable time formats: 24-hour and 12-hour
- LED "ON" lamps
- Ideal for combination boilers
- Industry standard backplate
- Battery back-up
- Service interval capable
- Audio and visual service reminder

Use

The RWB1007 electronic timeswitch is designed to control combination boilers and single zone applications together with the appropriate thermostat.

Functions

Service interval reminder function

The boiler service interval reminder function complies with Regulation 36 of the Gas Safety (Installation and Use) Regulations 1998, requiring landlords to carry out a safety check at intervals of no more than 12 months.

If the function is enabled, a message is displayed on screen, informing you about the number of days remaining until the next boiler service is due, up to 50 days prior to the actual service date (the prewarning period is set by the engineer, default is 50 days). Normal functions continue during this stage.



The amount of prewarning days has to be entered by the installer, maintenance engineer, or the landlord. Contact them when you see the warning for the first time. From then, the display will switch between the normal display and the amount of remaining days. The RWB will also emit a 5-second sound hourly between 09:00 and 21:00.

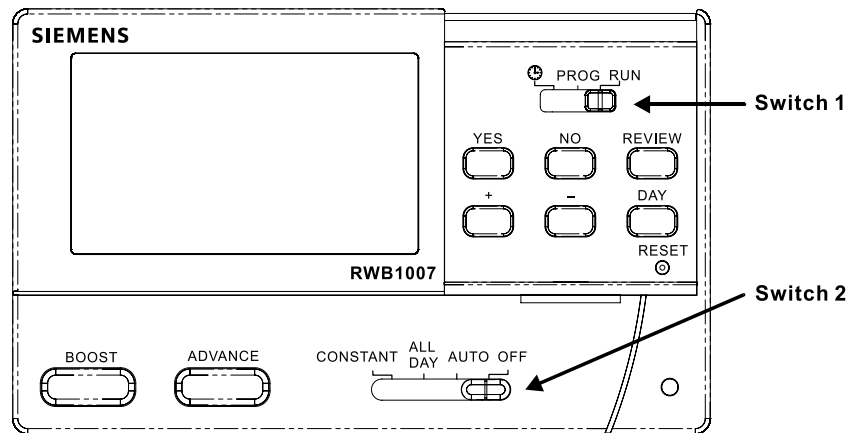
If the RWB goes past the service day, the system will be switched off with only the one-hour "boost" feature working, and the display will switch between the real time and OFF.

Mechanical design

The unit consists of the following parts:

- Plastic housing with electronics (inputs, outputs), operating elements (HMI) and DIP switches
- An industry standard backplate with screws

Operation and settings



Switch 1: Programming switch. When all programming has been done, this switch must be in **RUN**.

Switch 2: This switch allows you to choose how the RWB operates.

1. **Constant:** The RWB is permanently **ON**.
2. **ALL DAY:** The RWB switches on at the first **ON** and off at the last **OFF**.
3. **AUTO:** The RWB switches automatically at the programmed times.

Boost: The RWB switches on for one hour if it is in an OFF period, or adds an hour if it is already in an ON period.

Advance: The RWB brings forward the next ON or OFF period. This feature only works in AUTO or ALL DAY.

Type summary

Product number	Stock number	Description
RWB1007	BPZ:RWB1007	Electronic timeswitch

Delivery

When ordering, indicate the product number, stock number and description.

Equipment combinations

Description	Product number	Data sheet*)
Room thermostat	RAA21...	N3562

*) The documents can be downloaded from <http://siemens.com/bt/download>.

Product documentation


Topic	Title	Document ID
Installation and commissioning	RWB1007 User instructions	A6V10464930
Standards and directives	CE declarations	8000078260
Environmental compatibility	Environmental declarations	A6V101118376

Related documents such as environmental declarations, CE declarations, etc., can be downloaded at the following Internet address:


<http://siemens.com/bt/download>

Notes


Security


	⚠ CAUTION
	National safety regulations Failure to comply with national safety regulations may result in personal injury and property damage <ul style="list-style-type: none">• Observe national provisions and comply with the appropriate safety regulations.

Mounting

	NOTICE
	<ul style="list-style-type: none"> Do not install the unit where either extremes of heat or cold exist. Steam, water or oil cannot splash onto or enter the unit or its backplate.

Installation

	NOTICE
	<ul style="list-style-type: none"> All external wiring must comply with current IEE regulations. Only competent electricians may wire this unit. Do not use this unit to control immersion heaters. Comply with local regulations to wire, protect and earth the unit.


	⚠ WARNING
	<p>No internal line protection for supply lines to external consumers Risk of fire and injury due to short circuits!</p> <ul style="list-style-type: none"> Adapt the line diameters as per local regulations to the rated value of the installed over-current protection device. The AC 230 V mains supply must have an external circuit breaker with a rated current of no more than 3 A.

Commissioning

Setting the On/Off times

Before leaving the factory, the RWB1007 was programmed with the correct date and time with the following switching times dependent on the DIP switch setting on the back of RWB (factory default 2 On/Off).

Monday - Friday		Weekend	
2 On/Off switching times	3 On/Off switching times	2 On/Off switching times	3 On/Off switching times
- On 06:00 Off 08:30	- On 06:00 Off 08:30	- On 07:00 Off 09:00	- On 07:00 Off 09:00
- On 16:30 Off 22:30	- On 12:00 Off 14:00	- On 16:30 Off 23:00	- On 12:00 Off 14:00
	- On 16:30 Off 22:30		- On 16:30 Off 23:00

	NOTICE
	Press RESET after any DIP switch change.

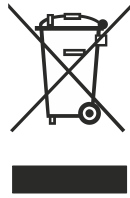
Time format

The RWB1007 can display time in 24- or 12-hour format, with 24 hours as factory setting. To change the format, press the RESET button on the front of the unit, and set to the desired option.

Maintenance

The unit is designed for maintenance-free operation.

Disposal



The device is considered an electronics device for disposal in terms of European Directive 2012/19/EU and may not be disposed of as domestic garbage.

- Dispose of the device through channels provided for this purpose.
- Comply with all local and currently applicable laws and regulations.

Warranty

Technical data on specific applications are valid only together with Siemens products listed under "Equipment combinations". Siemens rejects any and all warranties in the event that third-party products are used.

Technical data

Power supply		
Operating voltage	AC 230 V	
Switching voltage	AC 12...240 V	
Frequency	50 Hz	
Power consumption	50 mA	
Backup battery	Type	CR2032 lithium battery
	Life	Min. 3 years



Max. external supply line fusing: 3 A

Outputs	
Contact rating	- Resistive: max. 6 A - Inductive: max. 2 A

Environmental conditions	
Moisture and dust ingress	IP30
Operating humidity	20...80% r.h., 90% r.h. non-condensing
Operating ambient temperature	0...50 °C
Storage ambient temperature	-20...60 °C

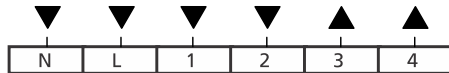
Standards, directives and approvals	
EU conformity (CE)	8000078260 *)
Safety class	as EN60730-2-7 standard
Housing	as IEC 730 standard
Environmental compatibility	The product environmental declaration (A6V101118376) contains data on environmentally compatible product design and assessments (RoHS compliance, materials composition, packaging, environmental benefit, disposal).

*) The documents can be downloaded from <http://siemens.com/bt/download>.

General	
Connection terminals	2.0 mm dia.
Housing	Fire retardant, ABS material
Weight without/with packaging	289 g/332.5 g

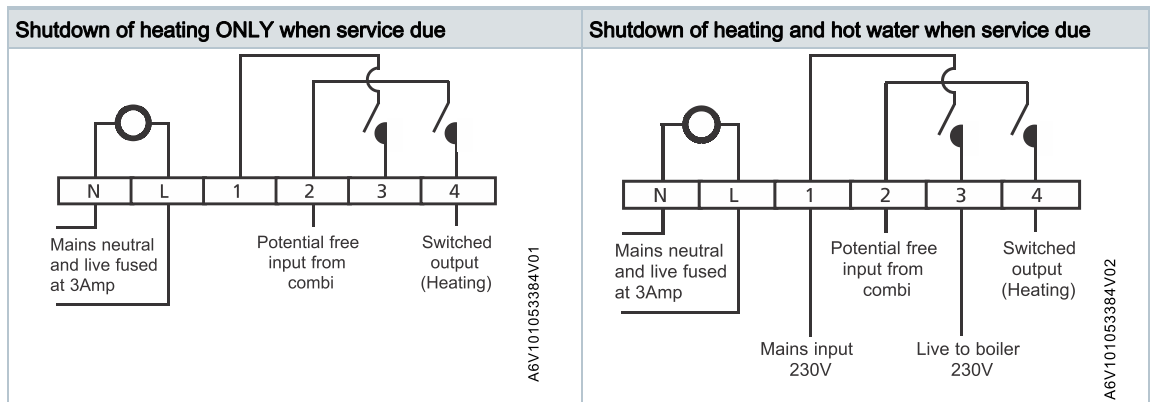
Diagrams

Connection terminals



- L Live, AC 230 V
- N Neutral, AC 230 V
- 1 Switching input, hot water (HW)
- 2 Switching input, central heating (CH)
- 3 Switching output, hot water (HW), normally open (NO), voltage-free contact
- 4 Switching output, hot water (CH), normally open (NO), voltage-free contact

Wiring diagrams



Note:

- If AC 230 V direct mains switching is required, link L to 2.
- The voltage applied to terminal 2 is switched to terminal 4 when RWB is in the ON position.
- If wiring up as Service Interval Reminder for a combi-boiler, a new backplate supplied must be used.

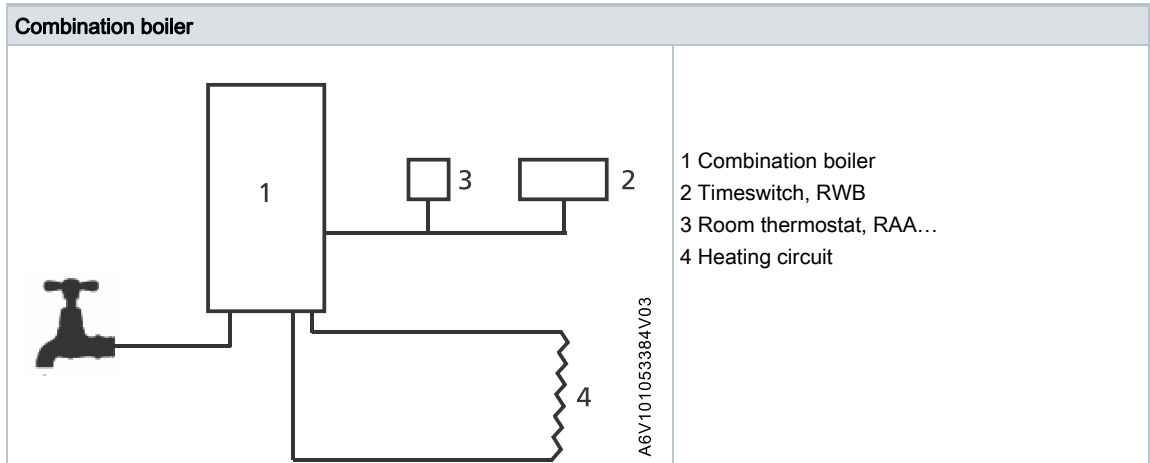


⚠ WARNING

The mains supply must be isolated before replacing an existing timeswitch.

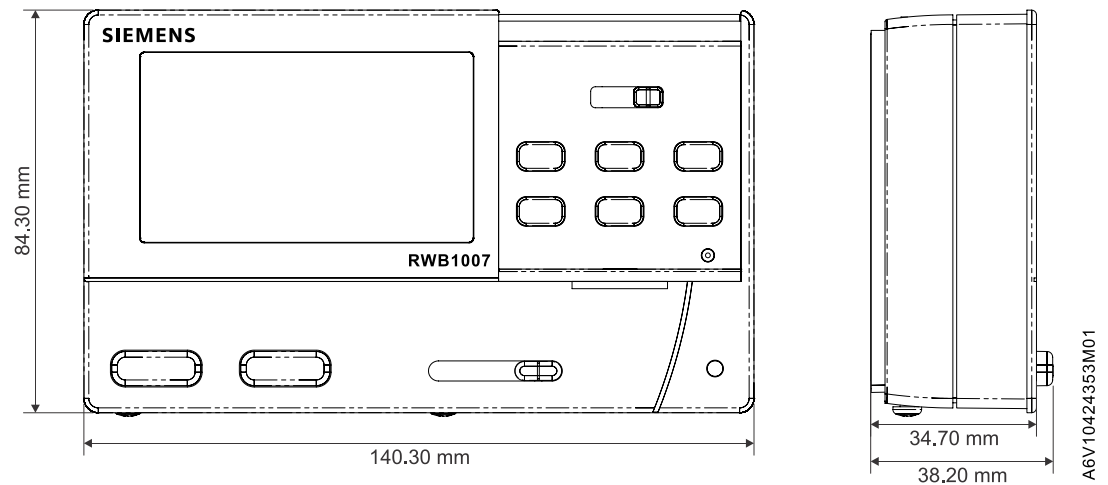
Failure to do so may cause damage to the RWB and will invalidate any warranty claims.

Application examples



Dimensions

Dimensions in mm



Issued by
Siemens Switzerland Ltd
Building Technologies Division
International Headquarters
Gubelstrasse 22
CH-6301 Zug
Tel. +41 41-724 24 24
www.siemens.com/buildingtechnologies

© Siemens Switzerland Ltd, 2017
Technical specifications and availability subject to change without notice.