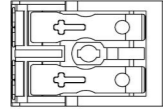


# SIEMENS

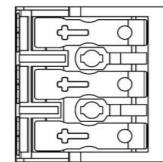
## OpenAir pin assignment WAGO 294

294-4002 WAGO



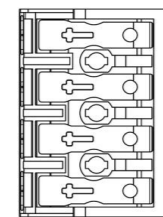
230 V, Modulating DC 0...10V				VAV Networked KNX-bus				VAV Networked KNX-bus VAV Networked BAC-Net-bus VAV Networked MOD-bus			
Wire	Wire Colour	Signal	Products	Wire	Wire Colour	Signal	Products	Wire	Wire Colour	Signal	Products
3	brown	L	6FU1136-1xBxx-xxx4	1	red	CE+	6FU1311-1xBxx-xxx4	1	red	G	6FU1311-1xBxx-xxx4 6FU1312-1xBxx-xxx4 6FU1313-1xBxx-xxx4
4	light-blue	N		2	black	CE-		2	black	G0	

294-4003 WAGO



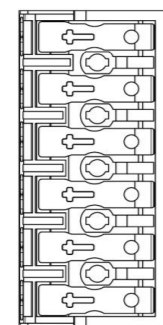
230 V, 3-position 230 V, 2-position, 3-position				24 V, 3-position 24 V, 2-position, 3-position				Potentiometer				VAV Networked BAC-Net-bus VAV Networked MOD-bus			
Wire	Wire Colour	Signal	Products	Wire	Wire Colour	Signal	Products	Wire	Wire Colour	Signal	Products	Wire	Wire Colour	Signal	Products
6	black	Y1	6FU1233-xxBxx-xxx4 6FU1134-xxBxx-xxx4	6	violet	Y1	6FU1213-xxBxx-xxx4 6FU1x14-xxBxx-xxx4 6FU1x14-xxAxx-xxx4 6FU1x14-xxDxx-xxx4	P1	white/red	a	6FU1xxx-2xxxx-xxx4	8	grey	+	6FU1312-1xBxx-xxx4 6FU1313-1xBxx-xxx4
4	light-blue	N		1	red	G		P2	white/blue	b		9	pink	-	
7	white	Y2		7	orange	Y2		P3	white/pink	c		6	violet	Ref	

294-4004 WAGO



24V, Modulating DC 0...10V				230 V, Modulating DC 0...10V			
Wire	Wire Colour	Signal	Products	Wire	Wire Colour	Signal	Products
1	red	G	6FU1xx6-xxBxx-xxx4 6FU1xx6-xxAxx-xxx4 6FU1xx6-xxDxx-xxx4	1	red	G+	6FU1x36-xxBxx-xxx4
2	black	G0		2	black	G-	
8	grey	Y		8	grey	Y	
9	pink	U		9	pink	U	

294-4006 WAGO



Switches				VAV Standard				Networked MOD-bus			
Wire	Wire Colour	Signal	Products	Wire	Wire Colour	Signal	Products	Wire	Wire Colour	Signal	Products
S1	grey/red	Q11	6FU1xxx-4xxxx-xxx4 6FU1xxx-6xxxx-xxx4	1	red	G	6FU1318-1xBxx-xxx4	8	grey	+	6FU1513-1xBxx-xxx4
S2	grey/blue	Q12		2	black	G0		9	pink	-	
S3	grey/pink	Q14		6	violet	Y1		<del>6</del>	<del>violet</del>	<del>Ref</del>	
S4	black/red	Q21		7	orange	Y2		1	red	G	
S5	black/blue	Q22		8	grey	YC		2	black	G0	
S6	black/pink	Q24		9	pink	U					