



## OOH740-A9-Ex

Cerberus™ PRO  
Collective

### Multisensor fire detector

*ASAt*technology™  
For potentially explosive areas



- Signal processing with *ASAt*technology
- Multiple protocol detector (collective/C-NET-Ex)
- Event-controlled detection behavior
- Early and reliable detection when fires occur
- Highly developed immunity to deceptive phenomena
- Redundant sensor system
- Suitable for wind speeds of 1 to 20 m/s
- Prepared for future requirements thanks to its programmability
- Communication via C-NET-Ex (addressed individually)
- Address automatically issued during commissioning

## Properties

---

- **Eco-friendly**

- Environmentally friendly processing
- Reusable materials
- Electronic parts and synthetic materials can be easily separated

- **Features**

- Resistant to environment and interfering influences such as dust, fibers, insects, moisture, extreme temperatures, electromagnetic interference, corrosive vapors, vibration, artificial aerosols, and atypical fire phenomena
- Shock resistant, protection against sabotage
- Signal processing with **ASA**technology (Advanced Signal Analysis)
- Time and process-dependent detection behavior
- High degree of immunity to faults in power electronics
- Protected electronics, high-quality components
- Sophisticated sensors and electronic monitoring
- Redundant, high-quality sensor system
- Integrated alarm indicator (AI), 360° visibility

## OOH740-A9-Ex neural fire detector, ASA

---



- **Function**

- Functions according to the scattered light principle with two sensors, optical forward and backward scattering
- Opto-electronic measuring chamber which obstructs disruptive extraneous light but provides excellent detection of both light and dark smoke particles
- Two additional heat sensors increase the fire detector's immunity to deceptive phenomena
- Can be set as a multisensor smoke detector, smoke detector, or heat detector by the software
- Selectable detection behavior thanks to application-specific ASA parameter sets
- Multi-protocol: Collective/GMT (Cerberus/Siemens), SynoLINE300 C-NET-Ex

- **Use**

- For early detection of flaming fires of solid and liquid substances as well as of smoldering fires
- For early and reliable fire detection in an environment with deceptive phenomena
- Can be used either addressed or collectively

## Efficiency on-site

---

- Exchange the detector with detector exchanger FDUD291 without resetting the parameters
- Exchange the detector with detector exchanger FDUD291 without a ladder at heights up to 8 m

## Installation

- **Easy mounting**

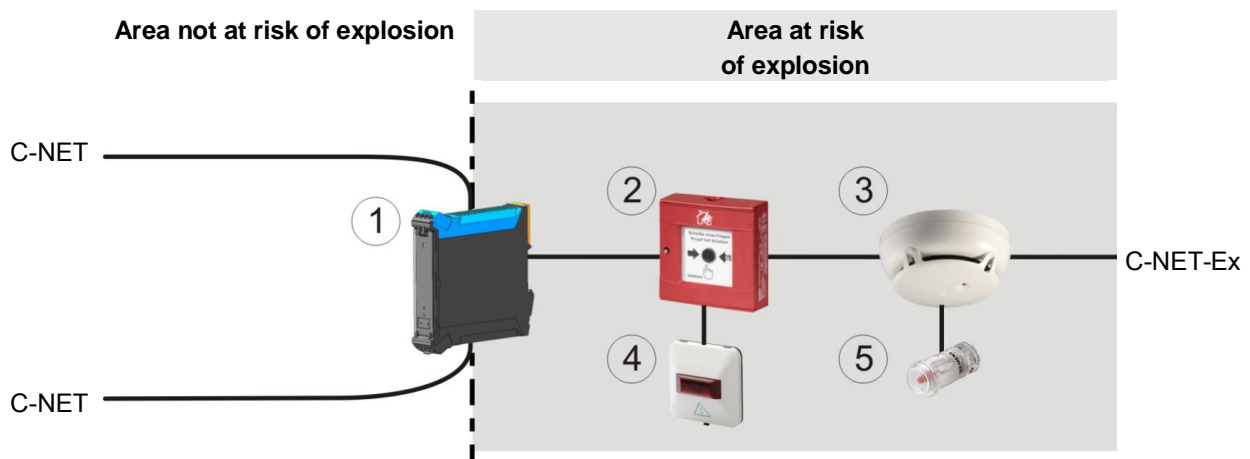
- Base with stilts for surface-mounted and recess-mounted supply lines
- Flat base for flush mounting, only for recess-mounted supply lines
- Extra-long mounting slits allow existing drill holes from other systems to be reused
- A large opening in the detector base makes it easy to feed the cables through
- The detector can be screwed into the base easily either manually or using a detector exchanger
- The OOH740-A9-Ex fire detector is designed in ignition protection category 'intrinsic safety' Ex i Standards IEC 60079-0 and IEC 60079-11 provide a basis

## Installation in potentially explosive areas

Specific national requirements always apply when creating installations in areas at risk of explosion.

### Addressed operation (C-NET/C-NET-Ex)

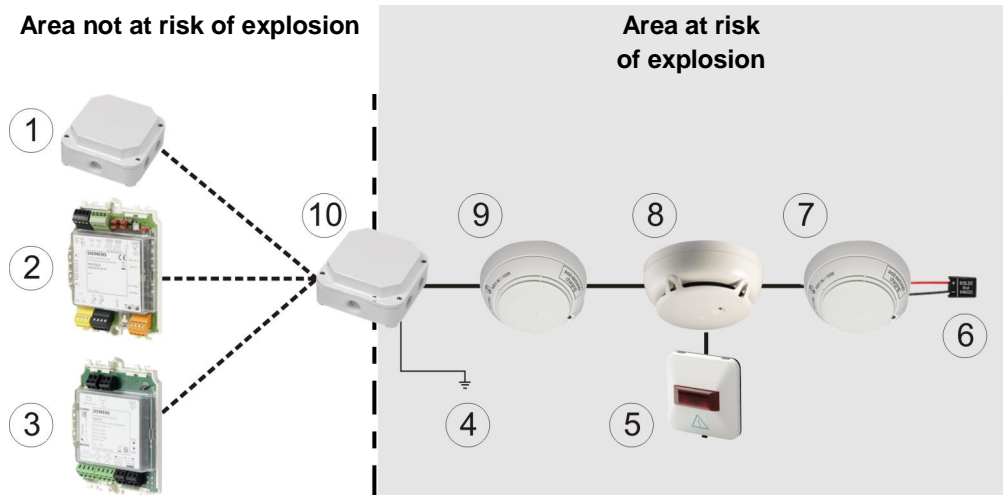
The safety barrier FDCL221-Ex ensures electrical isolation of the potentially explosive areas and the areas not at risk.



- 1 FDCL221-Ex line adapter (Ex)
- 2 Manual call point FDM223-Ex
- 3 Multisensor fire detector OOH740-A9-Ex
- 4 Alarm indicator FDAI92-Ex
- 5 Alarm indicator FDAI93-Ex

### Collective Ex installation

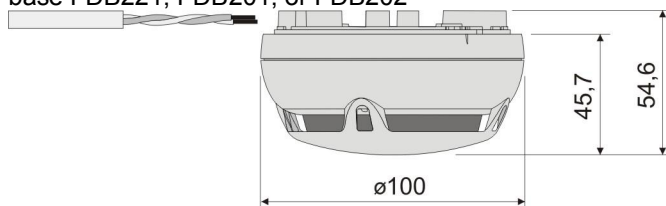
The input/output module DC1192/FDCIO223 with downstream safety barrier SB3 ensures electrical isolation of the potentially explosive areas and areas not at risk.



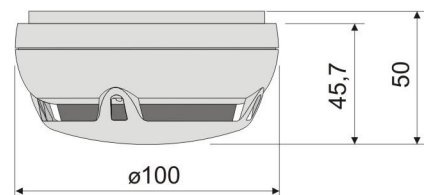
- 1 Input/output module DC1192
- 2 Transponder FDCIO223
- 3 Zone module FDCI723
- 4 Equipotential bonding ground
- 5 Alarm indicator FDAI92-Ex / FDAI93-Ex
- 6 End-of-line EOL22(Ex) in the last detector
- 7 Heat detector DT1101A/02A-Ex
- 8 Multisensor fire detector OOH740-A9-Ex
- 9 Smoke detector DO1101A-Ex
- 10 Safety barrier SB3

### Dimensions of the detector with base

up to Ø6 mm possible for surface-mounted cable entry with base FDB221, FDB201, or FDB202




with base FDB222 for flush mounting, only for recess-mounted cable entry



## Technical data

Dimensions (Ø x H)	100 x 45.7 mm															
Operating temperature	-25...+70 °C															
Storage temperature	-30...+75 °C															
Air humidity	≤95 % rel. (short-term moisture condensation permitted)															
Communication protocol	C-NET or collective Ex															
Color	~RAL 9010, pure white															
- Protection category according to EN 60529	IP43 IP44 with sealing kit FDBZ295															
Collective system compatibility	FC10, XC10, FC330A, FC700A															
C-NET system compatibility	FS720															
Characteristics	<table> <tr> <td>U<sub>i</sub></td> <td>≤</td> <td>28 V</td> </tr> <tr> <td>I<sub>i</sub></td> <td>≤</td> <td>100 mA</td> </tr> <tr> <td>P<sub>i</sub></td> <td>≤</td> <td>700 mW</td> </tr> <tr> <td>L<sub>i</sub></td> <td></td> <td>negligible</td> </tr> <tr> <td>C<sub>i</sub></td> <td>&lt;</td> <td>0.2 nF</td> </tr> </table>	U <sub>i</sub>	≤	28 V	I <sub>i</sub>	≤	100 mA	P <sub>i</sub>	≤	700 mW	L <sub>i</sub>		negligible	C <sub>i</sub>	<	0.2 nF
U <sub>i</sub>	≤	28 V														
I <sub>i</sub>	≤	100 mA														
P <sub>i</sub>	≤	700 mW														
L <sub>i</sub>		negligible														
C <sub>i</sub>	<	0.2 nF														
Operating current (quiescent)	200...280 µA															
Ext. Alarm indicator (AI)	<table> <tr> <td>U<sub>o</sub></td> <td>≤</td> <td>14.2 V</td> </tr> <tr> <td>I<sub>o</sub></td> <td>≤</td> <td>480 mA</td> </tr> <tr> <td>P<sub>o</sub></td> <td>≤</td> <td>195 mW</td> </tr> <tr> <td>L<sub>o</sub></td> <td>&lt;</td> <td>100 µH</td> </tr> <tr> <td>C<sub>o</sub></td> <td>&lt;</td> <td>38 nF</td> </tr> </table> <p>Only for connecting passive, external alarm indicators to negligibly small inductivities and capacities.</p>	U <sub>o</sub>	≤	14.2 V	I <sub>o</sub>	≤	480 mA	P <sub>o</sub>	≤	195 mW	L <sub>o</sub>	<	100 µH	C <sub>o</sub>	<	38 nF
U <sub>o</sub>	≤	14.2 V														
I <sub>o</sub>	≤	480 mA														
P <sub>o</sub>	≤	195 mW														
L <sub>o</sub>	<	100 µH														
C <sub>o</sub>	<	38 nF														
Ex classification																
IECEX scheme	Ex ia IIC T4 Ga, Ta = -35 °C...+70 °C															
94/9/EC (ATEX Directive)	II 1 G Ex ia IIC T4 Ga, Ta = -35 °C...+70 °C															
Ex approvals																
- EC-type examination certificate	BVS 12 ATEX E 087 X															
- IECEX	BVS 12.0076 X															
EN 54 approvals																
- VdS	G214047															
DNV GL (Marine)	45 246 - 16 HH															

14  0786 0102	<b>OOH740-A9-Ex</b>	Siemens Switzerland Ltd; Gubelstrasse 22 CH-6301 Zug Technical data: see doc. <b>A6V10367521</b>
		OOH740-A9-Ex - Smoke/heat detector for use in fire detection and fire alarm systems installed in buildings.
305/2011/EU (CPR): EN 54-5 / EN54-7 ; 2014/30/EU (EMC): EN 50130-4 / EN 61000-6-3 ; 2011/65/EU (RoHS): EN 50581 ; 2014/34/EU (ATEX): EN 60079-0 / EN 60079-11 / EN 60079-26		
The declared performance and conformity can be seen in the Declaration of Performance (DoP) and the EU Declaration of Conformity (DoC), which is obtainable via the Customer Support Center: Tel. +49 89 9221-8000 or <a href="http://siemens.com/bt/download">http://siemens.com/bt/download</a>		
DoP No.: 0786-CPR-21369; DoC No.: CED-OOH740-A9-Ex		

## Details for ordering

	Type	Art. no.	Designation	Weight
Accessories	OOH740-A9-Ex	S54329-F8-A1	Multisensor fire detector	0.106 kg
	FDBZ295	S54319-F10-A1	Sealing kit	0.062 kg

You will find additional information in the following documents:

- Equipment overview, doc no. A6V10225323
- For system compatibility, see list of compatibility, doc no. A6V10229261
- Fire alarm signal in areas at risk of explosion, doc no. 001204
- Planning, mounting/installation, commissioning, maintenance/servicing of fire detection installations FS20 and FS720 in potentially explosive areas, doc no. A6V10324618
- Safety barrier SB3 mounting instructions; doc no. 1227
- Line adapter (Ex) FDCL221-Ex, doc no. A6V10349349
- OOH740-A9-Ex technical manual, doc no. A6V10367521

Issued by  
Siemens Switzerland Ltd  
Building Technologies Division  
International Headquarters  
Gubelstrasse 22  
CH-6301 Zug  
Tel. +41 41 724 24 24  
[www.siemens.com/buildingtechnologies](http://www.siemens.com/buildingtechnologies)

© Siemens Switzerland Ltd, 2015  
Technical specifications and availability subject to change without notice.