



Impeller type heat and heat/cooling energy meter sets

WFX5..

Electronic, mains-independent impeller type meters to acquire heat or cooling energy consumption in autonomous heating, cooling or solar plants.

- **Nominal flow rate 0.6 m³/h, 1.5 m³/h or 2.5 m³/h**
- **With M-bus or AMR radio communication**
- **No settling paths required (neither upstream nor downstream)**
- **Mounting position horizontal or vertical**
- **Setting of device-specific parameters on the meter itself in the field via buttons or operating and parameter setting software ACT50**
- **Optical interface**
- **Self-diagnostics**

Features

The impeller type heat and cooling energy meter sets consist of a non-communicative meter and a preinstalled communication module.

For detailed information on the meters and the communication modules, refer to Data Sheet N5323.

Type summary

Features of the impeller type meters listed below:

Mounting location	Return
Design	Processor combined with flow measuring section
Rated pressure	PN 16
Sensor mounting	Return temperature sensor, integrated in the flow measuring section
Type of sensing element	Pt1000, Ø5.0 mm, length 45 mm
Temperature sensor cable length	1.5 m
Threshold value for:	
- acquisition of heat	1.0 K
- acquisition of cooling energy	0.2 K
Due date	31.12. (December 31)
Display	kWh

Heat meter M-bus

Options	Order no.	Product no.
0.6 m ³ /h, mounting length 110 mm, connecting thread G ¾", M-bus communication	S55561-F182	WFM531-E000H0
1.5 m ³ /h, mounting length 110 mm, connecting thread G ¾", M-bus communication	S55561-F183	WFM532-E000H0
2.5 m ³ /h, mounting length 130 mm, connecting thread G 1", M-bus communication	S55561-F184	WFM533-J000H0

Heat/cooling energy meter M-bus

0.6 m ³ /h, mounting length 110 mm, connecting thread G ¾", M-bus communication	S55561-F185	WFM531-E000H0
1.5 m ³ /h, mounting length 110 mm, connecting thread G ¾", M-bus communication	S55561-F186	WFM532-E000H0
2.5 m ³ /h, mounting length 130 mm, connecting thread G 1", M-bus communication	S55561-F187	WFM533-J000H0

Heat meter AMR radio

Options	Order no.	Product no.
0.6 m ³ /h, mounting length 110 mm, connecting thread G ¾", AMR radio communication	S55561-F188	WFM571-E000H0
1.5 m ³ /h, mounting length 110 mm, connecting thread G ¾", AMR radio communication	S55561-F189	WFM572-E000H0
2.5 m ³ /h, mounting length 130 mm, connecting thread G 1", AMR radio communication	S55561-F190	WFM573-J000H0

Heat/cooling energy meter AMR radio

0.6 m ³ /h, mounting length 110 mm, connecting thread G ¾", AMR radio communication	S55561-F191	WFM571-E000H0
1.5 m ³ /h, mounting length 110 mm, connecting thread G ¾", AMR radio communication	S55561-F192	WFM572-E000H0
2.5 m ³ /h, mounting length 130 mm, connecting thread G 1", AMR radio communication	S55561-F193	WFM573-J000H0

Ordering

Order numbers	When ordering, please give quantity, description, product no. and order no.		
	<i>Product no.</i>	<i>Order no.</i>	<i>Description</i>
	WFX5..	See under "Type summary"	Impeller type heat and heat/cooling energy meter

Scope of delivery The meters come complete with Operating and Installation Instructions in different languages including the required mounting material (gaskets, seals, etc.).

Languages The Operating and Installation Instructions are supplied in 18 languages: Bulgarian, Croatian, Czech, Dutch, English, Finnish, French, German, Greek, Hungarian, Italian, Lithuanian, Norwegian, Polish, Slovakian, Slovenian, Spanish and Turkish.

Maintenance notes

Maintenance The meters are maintenance-free. National calibration regulations must be observed.

Disposal



The device is considered electrical and electronic equipment for disposal in terms of the applicable European Directive and may not be disposed of as domestic garbage.

- Dispose of the device via the channels provided for this purpose.
- Comply with all local and currently applicable laws and regulations.
- Dispose of empty batteries in designated collection points.

Warranty

Technical data on specific applications are valid only together with Siemens products listed under "Equipment combinations". Siemens rejects any and all warranties in the event that third-party products are used.

Technical data

Weight	M-bus meter packed complete with accessories	0.6 m ³ /h:	1,078 g
		1.5 m ³ /h:	1,065 g
		2.5 m ³ /h:	1,164 g
	AMR meter packed complete with accessories	0.6 m ³ /h:	1,003 g
		1.5 m ³ /h:	990 g
		2.5 m ³ /h:	1,089 g

Standards, directives and approvals

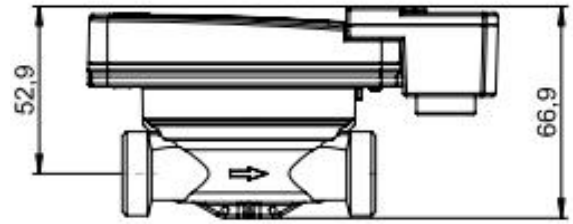
EU conformity (CE) CE2T5323xx ^{*)}

^{*)} The documents can be downloaded from <http://siemens.com/bt/download>.

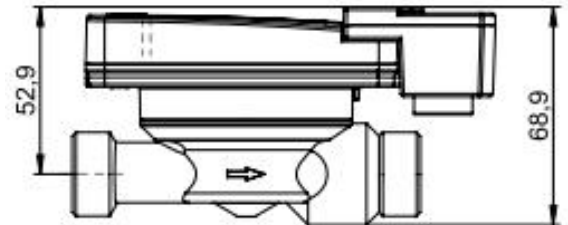
Dimensions

Screwed type meter
Dimensions in mm

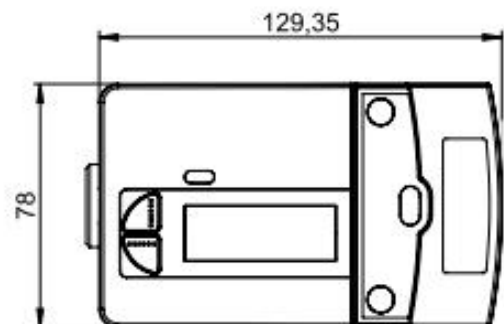
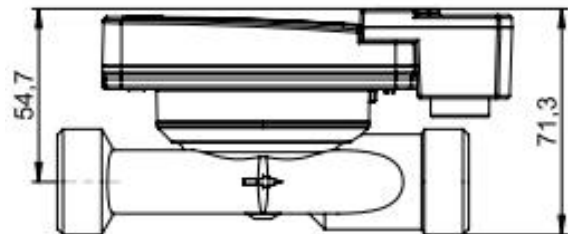
Mounting length 80 mm



Mounting length 110 mm



Mounting length 130 mm



Published by:
Siemens Switzerland Ltd.
Building Technologies Division
International Headquarters
Gubelstrasse 22
6301 Zug
Switzerland
Tel. +41 58-724 24 24
www.siemens.com/buildingtechnologies

© Siemens Switzerland Ltd 2004
Delivery and technical specifications subject to change