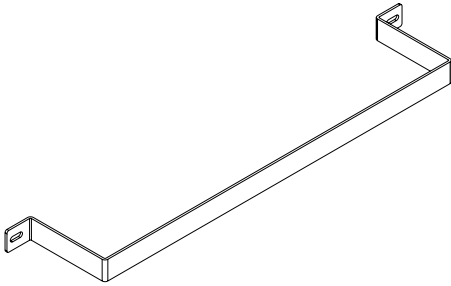


SIEMENS



FHA2044-U1

Battery bracket (EBA2001)

Mounting

Installation

Legal notice

Technical specifications and availability subject to change without notice.

© 2014 Copyright by Siemens Industry, Inc.

Transmittal, reproduction, dissemination and/or editing of this document as well as utilization of its contents and communication thereof to others without express authorization are prohibited. Offenders will be held liable for payment of damages. All rights created by patent grant or registration of a utility model or design patent are reserved.

Issued by:

Siemens Industry, Inc.

Building Technologies Division

8 Fernwood Road

Florham Park, NJ 07932

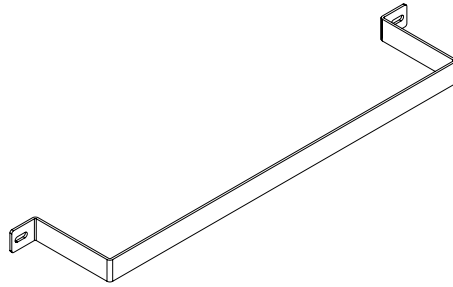
Tel. +1 973-593-2600

www.sbt.siemens.com/FIS

Edition: 2014-08-18

Document ID: A6V10437428_en--_a

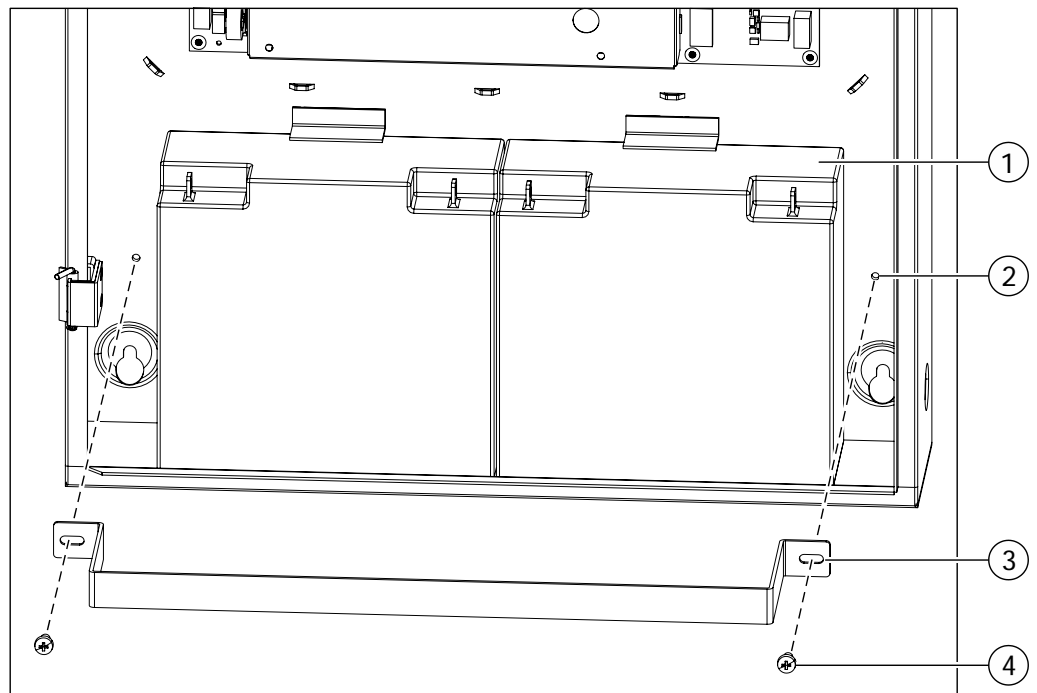
1 Battery bracket (EBA2001) FHA2044



1.1 Description

The battery bracket (EBA2001) FHA2044-U1 is for installation in the booster amplifier (100 W) EBA2001 and fixes the two 18 Ah batteries in place. The battery bracket is an optional component and comes with two fixing screws.

1.2 Installation



Installation of the battery bracket (EBA2001)

- 1 2x 12 V/18 Ah batteries
- 2 3x threaded holes in back box
- 3 Battery bracket (EBA2001) with slot for fixing screws
- 4 2x UNC 8 screws

- Install the battery bracket (3) as shown by inserting the two screws (4) into the threaded holes in the back box on each side of the batteries (2).

Issued by
Siemens Industry, Inc.
Building Technologies Division
8 Fernwood Road
Florham Park, NJ 07932
Tel. +1 973-593-2600
www.sbt.siemens.com/FIS

© 2014 Siemens Industry, Inc.
Technical specifications and availability subject to change without notice.