

FibroLaser™

IS-24V-MFLT4, IS-115/230V-MFLT4
IS-24V-SWLT4, IS-115/230V-SWLT4
Installation Sets for OTS30xx

-
- The installation set contains all accessories required for a basic FibroLaser installation.

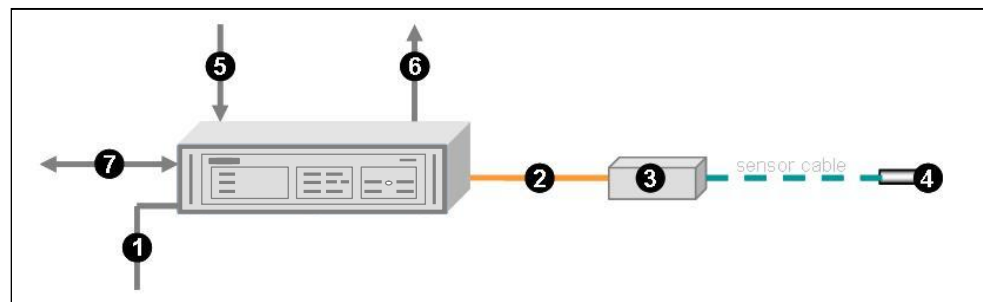


Fig. 1: FibroLaser basic installation (1-channel system)

The elements, contained in an installation set are:

- ❶ Power supply cable (24VDC or 115/230VAC)
- ❷ Pigtail 62,5µm with connector E2000 APC, 10m
- ❸ Splice box including one splice cassette (MFLT4 or SWLT4)
- ❹ Termination kit (5 end caps)
- ❺ Input cable (4 inputs), 2.5m
- ❻ Output cable (12 outputs), 2.5m
- ❼ USB communication cable

The suitable installation set must be chosen according to type of the OTS30xx (24VDC or 115/230VAC) and the type of the sensor cable (MFLT4 or FWLT4).

Pigtail, end caps, input cable, output cable and serial communication cable are the same for all OTS30xx and sensor cable types.

The type of the power cable depends on the required power supply needed for the selected OTS30xx.

The type of the splice box depends on the selected sensor cable (MFLT4 or SWLT4).

Details for ordering

Type	Part no	Designation
IS-24V-MFLT4	53630001	OTS30xx Installations set 24V MFLT4
IS-115/230V-MFLT4	53630002	OTS30xx Installations set 115/230V MFLT4
IS-24V-SWLT4	53630003	OTS30xx Installations set 24V SWLT4
IS-115/230V-MFLT4	53630004	OTS30xx Installations set 115/230V SWLT4


**OTS30xx
Installations set 24V MFLT4
Part no. 53630001**



IS-24V-MFLT4 composed of:

- | | |
|--|----------|
| - Pigtail E2000, 62.5µm, 10m | 18015057 |
| - Splice box MFLT4 incl. splice cassette | 18015512 |
| - Termination kit (5 end caps) | 59301 |
| - Power supply cable 12-48VDC | 59106 |
| - USB communication cable | 28024053 |
| - Output cable (12 outputs) | 59102 |
| - Input cable (4 inputs) | 59104 |


**OTS30xx
Installations set 115/230V MFLT4
Part no. 53630002**



IS-115/230V-MFLT4 composed of:

- | | |
|--|----------|
| - Pigtail E2000, 62.5µm, 10m | 18015057 |
| - Splice box MFLT4 incl. splice cassette | 18015512 |
| - Termination kit (5 end caps) | 59301 |
| - Mains cable 115/230VAC | 18012401 |
| - USB communication cable | 28024053 |
| - Output cable (12 outputs) | 59102 |
| - Input cable (4 inputs) | 59104 |

**OTS30xx
Installations set 24V SWLT4
Part no. 53630003**



IS-24V-SWLT4 composed of:

- | | |
|--|----------|
| - Pigtail E2000, 62.5µm, 10m | 18015057 |
| - Splice box SWLT4 incl. splice cassette | 18016512 |
| - Termination kit (5 end caps) | 59301 |
| - Power supply cable 12-48VDC | 59106 |
| - USB communication cable | 28024053 |
| - Output cable (12 outputs) | 59102 |
| - Input cable (4 inputs) | 59104 |

**OTS30xx
Installations set 115/230V SWLT4
Part no. 53630004**



IS-115/230V-SWLT4 composed of:

- | | |
|--|----------|
| - Pigtail E2000, 62.5µm, 10m | 18015057 |
| - Splice box SWLT4 incl. splice cassette | 18016512 |
| - Termination kit (5 end caps) | 59301 |
| - Mains cable 115/230VAC | 18012401 |
| - USB communication cable | 28024053 |
| - Output cable (12 outputs) | 59102 |
| - Input cable (4 inputs) | 59104 |

Siemens Switzerland Ltd
Infrastructure & Cities Sector
Building Technologies Division
International Headquarters
CPS Fire Safety
Gubelstrasse 22
CH-6301 Zug
Tel. +41 41 724 24 24
www.siemens.com/buildingtechnologies

© 2012 Copyright by
Siemens Switzerland Ltd

Data and design subject to change without notice.
Supply subject to availability.

Document no. **A6V10348095_b_en_--**
Edition 04.2012

Manual FibroLaser
Section 5