



Climatix™

## Climatix HMI-TM

**POL871.71/STD**

**POL871.72/STD**

Supporting Climatix 600 and Climatix 400 range controllers

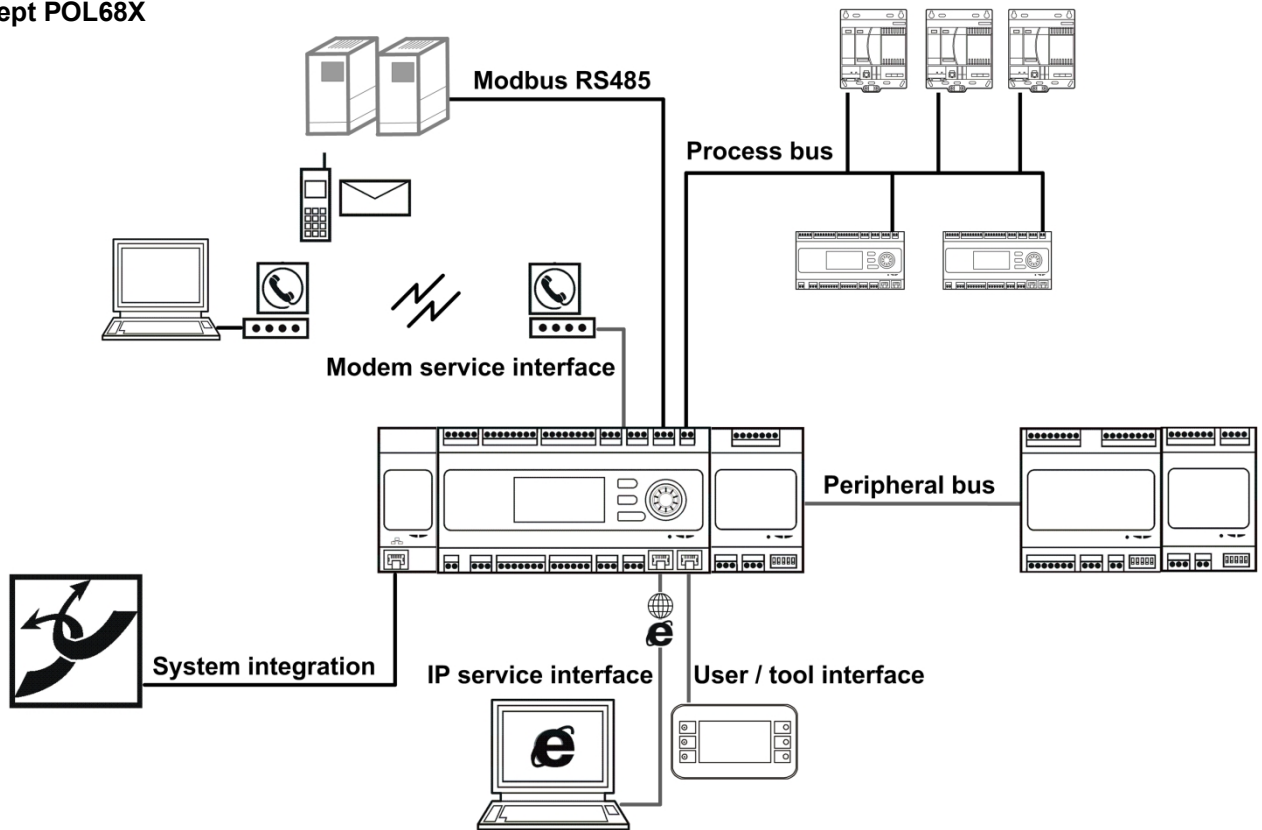
**Climatix HMI-TM is designed to operate with Climatix controllers, for display and system configurations. It is a product of the Climatix range.**

**The Climatix HMI POL871.XX/STD offers the following features:**

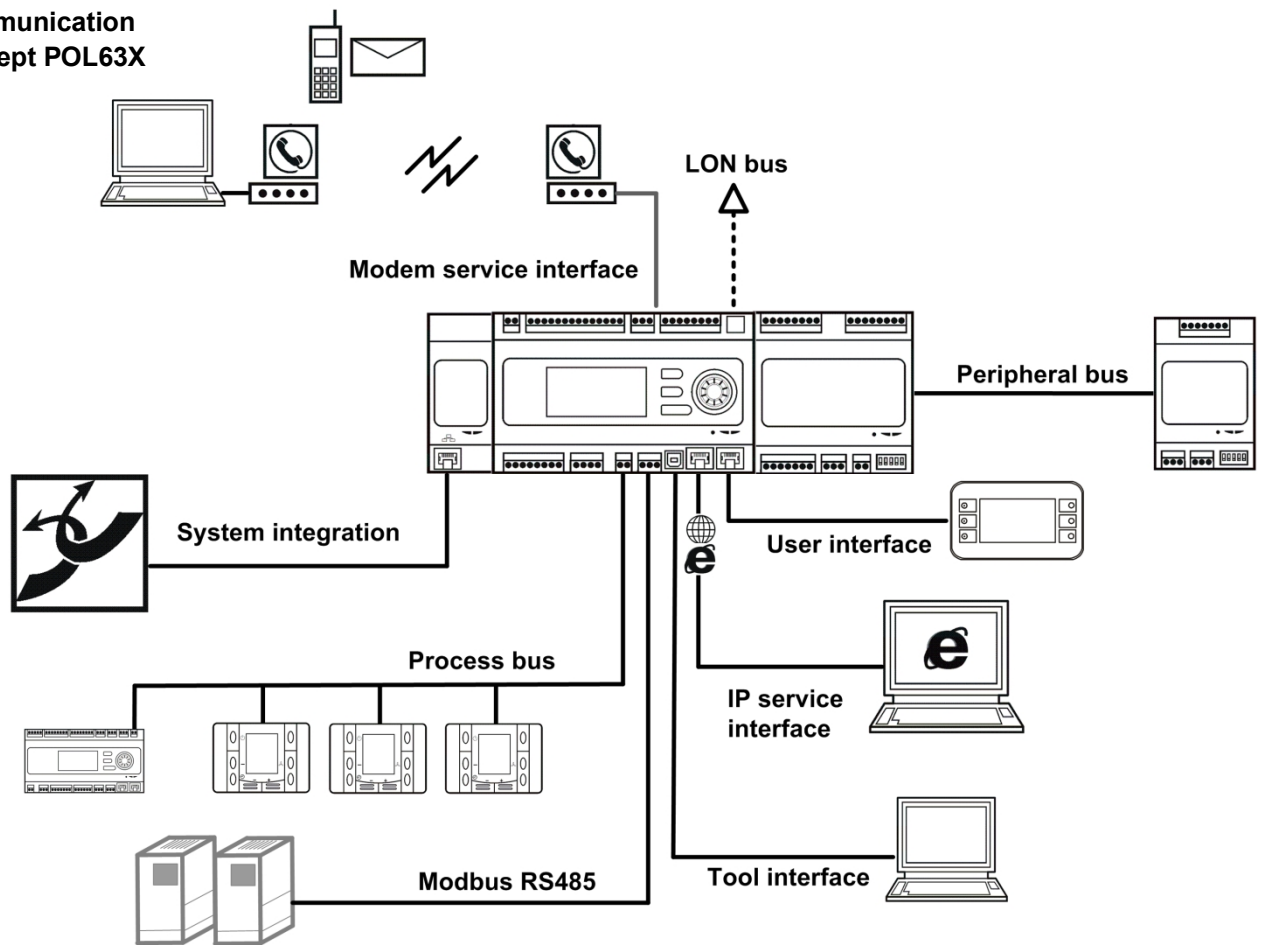
- **Extended operating conditions and IP level for outdoor use**
- **High resolution 240 x 128 dots**
- **6 keys for easy operations**
- **ALARM, INFO and CANCEL buttons with LED indicators**
- **User-definable passwords for every access level**
- **Supporting multiple languages**
- **HMI local settings**
- **Data point access**
- **Powered by controller via local HMI connection**
- **POL871.71 version for magnetic mounting and hand-held operation**
- **POL871.72 version for permanent panel mounting**
- **Firmware is upgradable**

**The Human Machine Interface (HMI) POL871.XX/STD is part of Climatix product range (please also refer to the Climatix range datasheet 3900 and mounting instruction 3910).**

**Communication  
concept POL68X**



**Communication  
concept POL63X**



## Disposal



The devices are considered electronics devices for disposal in term of European Directive 2012/19/EU and may not be disposed of as domestic waste.

- Dispose of the device via the channels provided for this purpose.
- Comply with all local and currently applicable laws and regulations.

## Technical data

<b>Power supply</b>	Powered by controller	DC 24 V, 60 mA
<b>Display</b>	LCD type	STN blue, negative
	Resolution	Dot matrix 240 x 128
	Backlight	White LEDs
	Size	
	LCD size	93 x 58 mm
	Visible area size	86.15 x 47.78 mm
	Visibility angle*	
	Angle from top	41°
	Angle from bottom	21°
	* Visibility angle is the angle at which the contrast ratio is greater than 2.	
<b>General data</b>	Dimensions	173.2 x 95.5 x 21.6 mm for POL871.71 173.2 x 95.5 x 33.1 mm for POL871.72
	Weight excl. packaging	350 g for POL871.71 221 g for POL871.72
	Weight incl. packaging	433 g for POL871.71 371 g for POL871.72
	Lens	Makrolon 2405, transparent
	Keypad	Silicon rubber, RAL7035
	Housing	
	Front housing	Makrolon 6485, RAL7035
	Rear housing	Makrolon 6485, RAL5014
	Panel thickness restriction for POL871.72 mounting	Min. 0.5 mm Max. 1.5 mm
<b>Environmental conditions</b>	Operation	IEC 60721-3-3
	Temperature	-40...70 °C
	Temperature restriction on LCD	-20...60 °C
	Humidity	5...95% r.h. (non-condensing)
	Air pressure	Min. 700 hPa, corresponding to Max. 3,000 m above sea level
	Transport and storage	IEC 60721-3-2
	Temperature	-40...70 °C
	Humidity	5...95% r.h. (non-condensing)
	Air pressure	Min. 260 hPa, corresponding to Max. 10,000 m above sea level

<b>Types and order data</b>	POL871.71/STD (S55626-H517-B100)	HMI-TM for magnetic mounting and hand-held operation
	Package content	One HMI-TM with 4-wire twisted pair spiral cable (with one RJ45 plug) incorporated Cable's total extended length is 2.5 m (1 m flat, 1.5 m spiral when extended)
	POL871.72/STD (S55626-H517-C100)	HMI-TM for panel mounting
	Package content	One HMI-TM One separate 1.5 m Cat-5 Ethernet cable with two RJ45 plugs (8-wire twisted pair) Two clamps with screws (for tight fixing when IP65 protection is needed)
<b>Protection</b>	Protection	
	IP protection class	IP65 for the entire of POL871.71 IP65 for the front of POL871.72 (assembly fasteners must be used in the mounting) IP20 for the back of POL871.72
	UV protection test level	IEC 60068-2-9, 1.13 kW/m <sup>2</sup> , procedure B, 7 cycles
	Safety class	Class 2 (SELV EN 60730-1)
	Pollution degree	2
<b>Standards</b>	EU Conformity (CE)	CB1T3917xx
	Listings	UL916, UL873
	FCC	FCC part 15
		(EMC emission FCC CFR 47 part 15)
<b>Environmental compatibility</b>	The product environmental declaration 233006-T-0601_EN (POL871.71/STD) and 233006-T-0602_EN (POL871.72/STD) contains data on environmentally compatible product design and assessments (RoHS compliance, materials composition, packaging, environmental benefit, disposal).	

## Interfaces

### Local HMI connection

Connection for POL871.71

Length of cable on HMI side

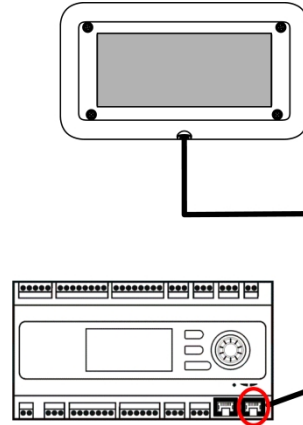
Cable type

Cable incorporated into HMI-TM

1 RJ45 connector on controller side

2.5 m spiral extendible cable (1 m flat +  
1.5 m spiral cable when extended)

Incorporated cable with one RJ45-plug  
(4-wire twisted pair)



Connection for POL871.72

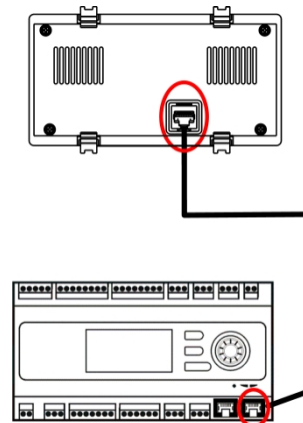
Cable length

Cable type

Cable with RJ45 plugs on both sides

1.5 m

Separated Cat-5 Ethernet cable with two  
RJ45-plugs (8-wire twisted pair)



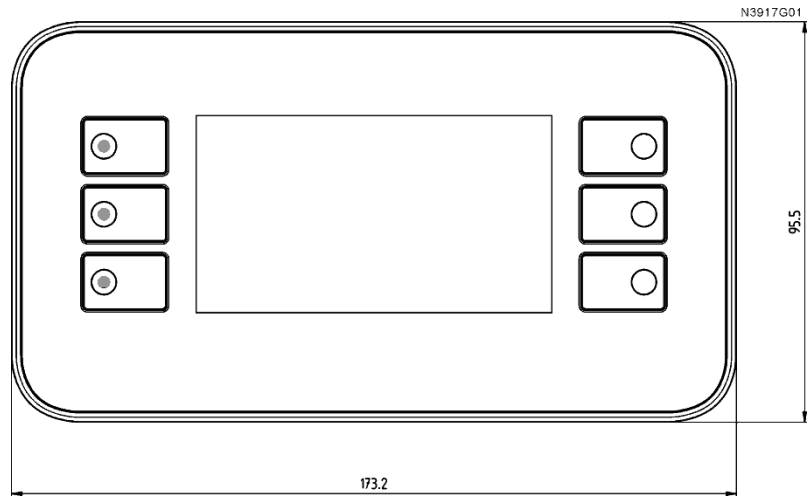
## Engineering notes



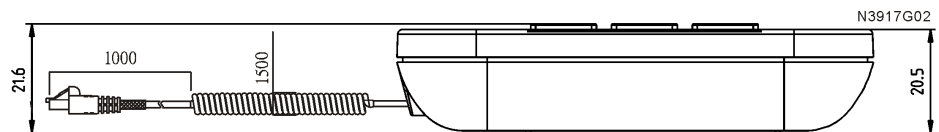
### Warning

All the design complies with SELV level, according to EN 60730-1. In order to protect against accidental contact with any other part which voltage is above  $42 V_{\text{eff}}$ , please take care of connection when wiring.

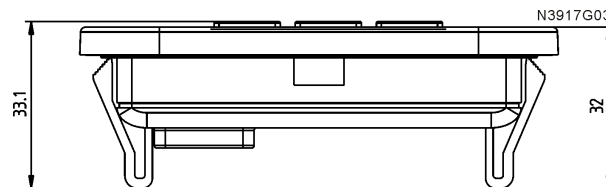
## Dimensions (mm)



### POL871.71



### POL871.72



### Cable for panel mounting version POL871.72

