



Synco™ living

Handheld control

AFK914/C01

-
- Remotely controls various central apartment unit functions
 - RF communication based on KNX standard (868 MHz bidirectional)
 - Multi-colored LED state and confirmation feedback from central apartment unit
 - Uses standard off-the-shelf Lithium button-cell batteries, type CR2032

Use

- Integrated into Siemens system Synco living
- Remotely control various functions depending on the configuration of the central apartment unit, including:
 - Enable/disable monitoring
 - Trigger switching group command
 - Trigger emergency alarm
 - Trigger panic alarm

The handheld control triggers up to 4 different functions on the central apartment unit. The function for each button can be configured separately on the central apartment unit for each handheld control.

Equipment combinations

The AFK914/C01 can be used together with the Siemens system Synco living. Detailed information on the device combinations is available in the data sheet for the central apartment unit.

Ordering

When ordering, please specify the quantity, product name, and type code.

Delivery

The handheld control is delivered with the standard Lithium button-cell batteries, type CR2032 and mounting instructions.

Order numbers

<i>Type</i>	<i>Stock number</i>	<i>Name</i>
AFK914/C01	S55621-H105-C901	Handheld control

Product documentation

Operating and commissioning instructions for the AFK914/C01 are included in the product documentation for the central apartment unit.

Functions

Main function

The radio handheld control becomes active and the LED is blue for a maximum of 2 seconds if you press a button on the integrated handheld control for more than 0.7 seconds. A corresponding telegram is sent to the central apartment unit and the command in question is executed. The central apartment unit then returns a confirmation telegram back to the handheld control. The handheld control is on for ca. 2 seconds and waits for a confirmation of receipt. The receipt of the confirmation telegram is optically displayed on the handheld control. The color pattern displayed on the LED depends on the enabled function.

The LED flashes three times and the handheld control reverts to sleep mode if no confirmation of receipt is received from the central apartment unit (receipt timeout) within 2 seconds.

The button must be pressed for at least 0.7 seconds to send a telegram and prevent unintended actions (e.g. caused by carrying the control in a pocket). All buttons are locked when a button telegram is sent due to pressing a button until the confirmation telegram is received from the central apartment unit and displayed on the LED, or the receipt timeout expires.

Binding

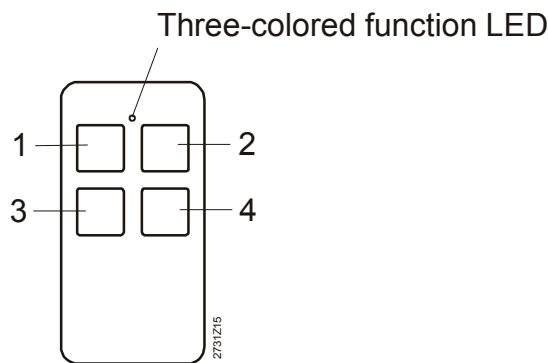
Binding logs the AFK914/C01 on to the central apartment unit and thus integrates it into the radio system. Press the two upper buttons from 5 - 20 seconds to trigger the binding process. The function LED signals the process.

Battery status query

The battery level is checked each time a button is pressed and transmitted to the central apartment unit in the form of a button telegram. The function LED signals when the battery level drops below a certain level. The test result is positive if battery capacity suffices for at least 100 actions (corresponding to a remaining period of about one month at 2.5 actions per day).

- RF binding test** Press the upper two buttons for 0.7 – 5 seconds to trigger a binding test. This checks the radio link to the central apartment unit. The function LED signals the RF binding test.
- Sleep mode** The handheld control goes to sleep mode when not used in a bound state.
- Delivery status** Simultaneously press the upper two buttons for at least 20 seconds to reset the AFK914/C01 to its delivery status. Afterwards it must be reintegrated into the system.
- Error messages / maintenance messages** The central apartment unit is notified after pressing a button when the AFK914/C01 battery is nearly empty and displays it. Battery capacity suffices for at least 100 actions when the maintenance message is displayed. All blue LED signal patterns are replaced with yellow on the handheld control until the battery is replaced. The yellow mix is created by simultaneously enabling the red and green LED.

Operating and display elements



Overview of display and operating element functions on the AFK914/C01:

Function LED	Button functions
<ul style="list-style-type: none"> • Battery level • Binding process • Confirmation message / Timeout • Monitoring enabled; all monitored windows and doors are closed • Monitoring enabled; at least one monitored window or door is opened • Monitoring disabled 	<p>Preset button functions (Buttons 1 and 2 pressed simultaneously)</p> <ul style="list-style-type: none"> • Binding • RF binding test • Disconnect device from system • Reestablish delivery status <p>Freely configurable button functions (buttons 1 - 4)</p> <ul style="list-style-type: none"> • Enable / disable monitoring • Trigger switching group command • Trigger emergency alarm • Trigger panic alarm

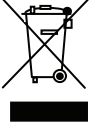
Additional information on the function and operation of the AFK914/C01 is available in the product documentation for the central apartment unit.

General notes

Maintenance / Change battery

The AFK914/C01 signals via the function LED when a new battery is required. Installation instructions number 74 319 0685 0 (M2731) describe how to exchange the button-cell battery in the AFK914/C01.

Disposal




The AFK914/C01 is considered an electronics device for disposal in terms of European Directive 2002/96/EG (WEEE) and may not be disposed of as domestic garbage. Comply with all relevant national and statutory regulations. Dispose of the device via the proper channels. Observe all local and applicable laws. Dispose of used batteries at the collection locations provided.

Warranty

Technical data relating to applications are guaranteed solely together with the Siemens Synco living system. Device combinations are available in the data sheet for the central apartment unit.

The user ensures the functionality of operation for the AFK914/C01 when using third-party devices. Siemens does not provide service or guarantee services in this case.

Technical data

Power supply	Battery type	Standard Lithium button cell CR2032		
	Battery life (capacity 230 mAh)	≥ 3 years (at 2.5 actions per day)		
RF	Radio frequency	868,3 MHz, bidirectional		
	RF range	Typically 30 meter inside buildings		
	RF protocol	KNX RF compatible 		
Standards	CE Conformity to			
	EMC directive	2004/108/EC		
	- Immunity to interference, emissions	- EN 61000-6-1, EN 61000-6-3		
	Low voltage directive	2006/95/EC		
	- Electrical safety	- EN 60950-1		
RTTE (Radio & Telecom. Equipment)	1999/5/EC			
	- Radio communications	- EN 300220-2, EN 301489-1, EN 301489-3		
Degree of protection	Protection class	III as per EN 60730		
	Housing	≥ IP41 per EN 60529		
	Degree of pollution	2 as per EN 60730		
Environmental compatibility	The environmental product declaration	ISO 14001 (Environment)		
	CE1E2731en contains data on environmentally compatible product design and assessments (RoHS compliance, materials composition, packaging, environmental benefit, disposal)	ISO 9001 (Quality)		
		SN 36350 (Environmentally compatible products)		
		RL 2002/95/EC (RoHS)		
Dimensions	Refer to dimensions			
Weight	Device packaged with inserts	0.026 kg		
Housing material	Plastics ABS, PC, PMMA			
Housing color	RAL 9003 signal white			
Ambient conditions		Operation	Transport	Storage
		EN60721-3-3	EN60721-3-2	EN60721-3-1
	Climatic conditions	Class 3K5	Class 2K3	Class 1K3
	Temperature	-5... +55 °C	-25... +70 °C	-20... +65 °C
	Humidity	5...95 % r.h. (non-condensing)	<95 % r.h.	5...95 % r.h.
	Mechanical conditions	Class 3M2	Class 2M2	Class 1M2
	Maximum elevation above sea level	Min. 700 hPa, corresponds to a maximum of 3000 meters above sea level		

Dimensions

Dimensions in mm

