


RDX33...  
RDX43...

1.

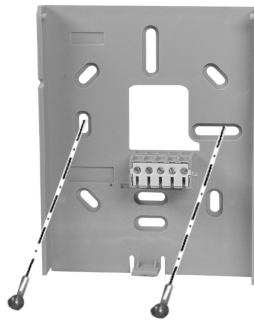


2.



3.

RDX33...




4.


RDX33...



RDX43...

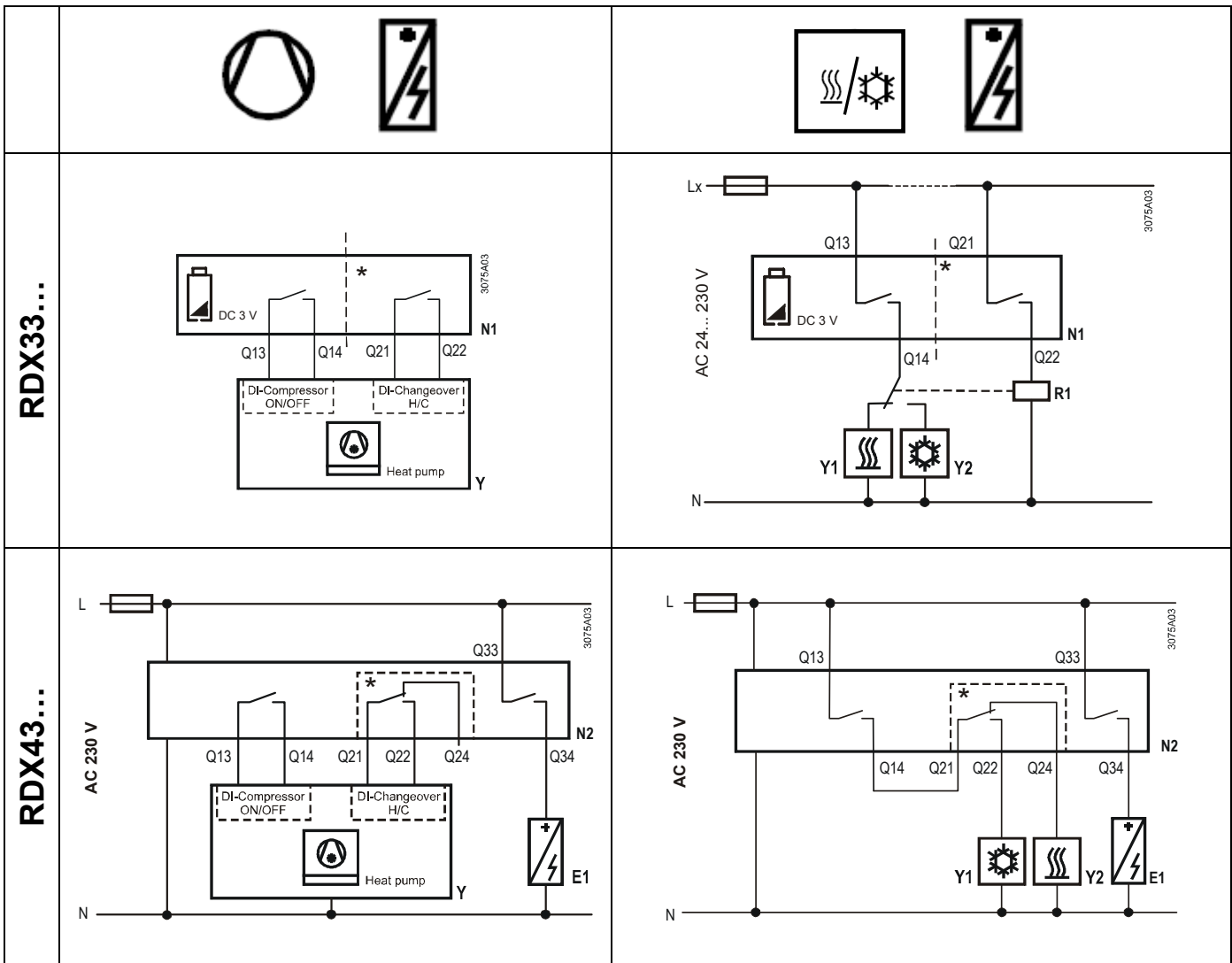


RDX43...



5.





Legende:

- L Live, AC 230V
- Lx Live, AC 24...230V
- N Neutral AC 230V
- N1 Room temperature controller RDX33
- N2 Room temperature controller RDX43
- \* AC 230 V or SELV according to the datasheet

- Y Heat Pump Unit
- Y1 Regulating unit Heating
- Y2 Regulating unit Cooling
- E1 Aux heater
- R1 Relay module
- Q13, Q14 NO Compressor contact
- Q21, Q22, Q24 Heat/Cool switchover contact RDX43..
- Q21, Q22 Heat/Cool changeover contact RDX33.
- Q33, Q34 NO AUX heater contact, e.g. for electrical heater

