

de Bedienungsanleitung
en Operating instructions
fr Instruction d'utilisation
sv Driftinstruktioner
nl Bedieningshandleiding
it Istruzioni operative
fi Käyttöohjeet

es Instrucciones de manejo
no Driftsinstruks
da Betjeningsvejledning
pl Instrukcja obsługi
cs Návod k obsluze
sk Návod na obsluhu
hu Üzemeltetési leírás

tr Kullanım talimatları
el Οδηγίες λειτουργίας
ru Инструкции по работе



OZZ7CF
 CF card



For more information, see document G5663xx, 74 319 0479 0 b, edition 14.02.2008, sections G1 and G2

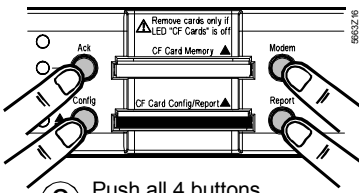
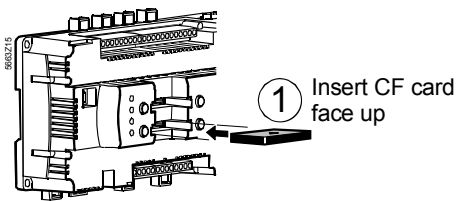


During the update process and preparation of web server data, do not switch off AC 24 V operating voltage!

Updating firmware

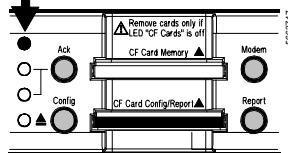
Preparing web server data

G1

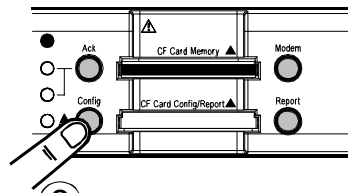
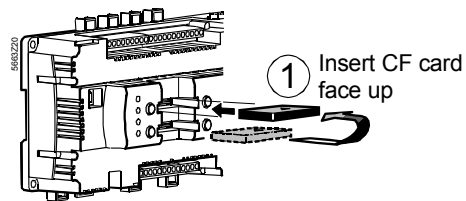


2 Push all 4 buttons simultaneously >4 sec.

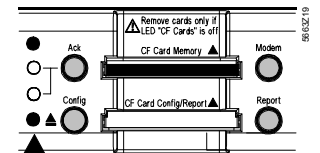
3 After restart OZW775 wait until LED "Run" lights up



G2



2 Push button "Config" >4 sec.



3 Wait until LEDs "Run" and "CF Cards" light up