

de Montageanleitung
en Mounting instructions
fr Instructions de montage
sv Monteringsinstruktion
nl Montage-aanwijzing
it Istruzioni di montaggio
fi Asennusohje
es Instrucciones de montaje
da Monteringsvejledning

Stellantriebe
Actuators
Servomoteur
Ställdon
Servomotoren
Servocomandi
Toimimoottorit
Actuadores
Motorer

G..161../MO


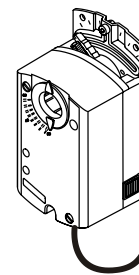

S..6../MO

A

Hinweise / Warnungen
Notes / Warnings
Indications / Mise en garde

Hänvisningar / Varningar
Aanwijzingen / Waarschuwingen
Messa in servizio / Indicazioni

Huomauksia / Varoituksia
Indicaciones / Consejos
Bemærkninger / Advarsler



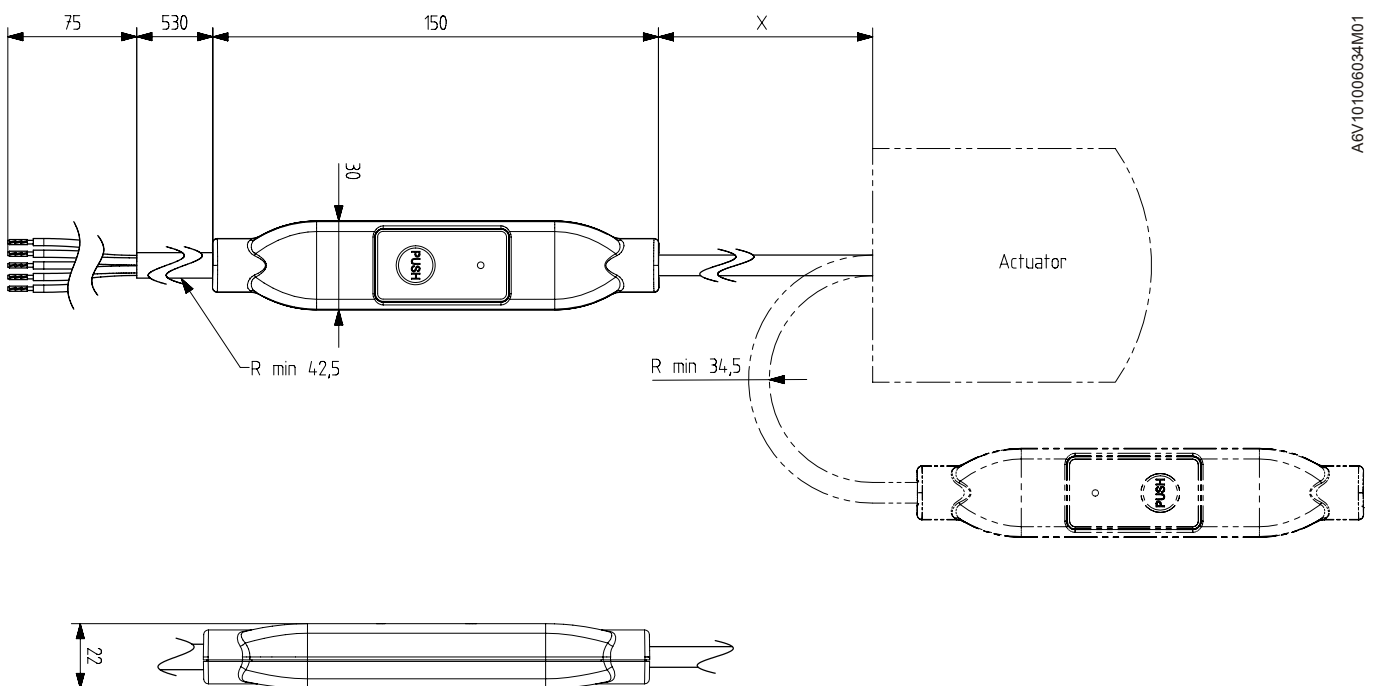
GD..1ERW..Z05B

B

Massbild
Dimensions
Encombrement

Måttuppgift
Maatschets
Ingombri

Mittapiirros
Dimensiones
Målskitse



A6V101006034M01

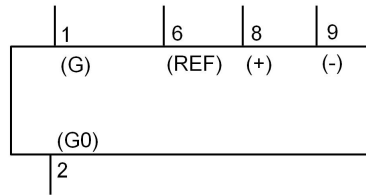
Dimensions in mm

For G..161../MO	X =	220
For S..6../MO	X =	250

G..A161../MO
AC 24 V / DC 24 V

G..B161../MO
AC 24 V

SA..61../MO
AC 24 V / DC 24 V



AC 24 V / DC 24 V

Stetigsteuerung Modbus RTU
Modulating control Modbus RTU
Commande progressif Modbus RTU
Kontinuerlig styrsignal Modbus RTU
Modulerende besturing Modbus RTU
Comando analogico Modbus RTU
Jatkuva ohjaus Modbus RTU
Control continuo Modbus RTU
Kontinuerlig styring Modbus RTU

de

Kabelbezeichnungen

Anschluss	Kabel				Bedeutung
	Code	Nr.	Farbe	Abkürzung	
G	1	rot	RD	System Potential AC 24 V ~ / DC 24 V ^{*)}	
G0	2	schwarz	BK	Systemnull	
REF	6	violette	VT	Referenz (Modbus RTU)	
+	8	grau	GY	Bus (Modbus RTU)	
-	9	rosa	PK	Bus (Modbus RTU)	

en

Wire designations

Connection	Cable				Meaning
	Code	No.	Color	Abbreviation	
G	1	red	RD	System potential AC 24 V ~ / DC 24 V ^{*)}	
G0	2	black	BK	System neutral	
REF	6	purple	VT	Reference (Modbus RTU)	
+	8	grey	GY	Bus (Modbus RTU)	
-	9	pink	PK	Bus (Modbus RTU)	

fr

Désignation des câbles

Câbles de raccordement	Câble				Signification
	Code	No.	Couleurs	Abbreviation	
G	1	rouge	RD	potentiel du système AC 24 V ~ / DC 24 V ^{*)}	
G0	2	noir	BK	zéro du système	
REF	6	violet	VT	référence (Modbus RTU)	
+	8	gris	GY	bus (Modbus RTU)	
-	9	rose	PK	bus (Modbus RTU)	

(*) DC 24 V available with G..A161../MO and SA..61../MO