



DM1153-Ex / DM1154-Ex

AlgoRex

Manual call points



Interactive, for explosion-hazard area of zones 1 and 2

- Manual call points to the interactive fire detection system with microprocessor, with individual address
- Manual call point DM1153-Ex with indirect operation
- Manual call point DM1154-Ex with direct operation
- Two-wire installation

Characteristics

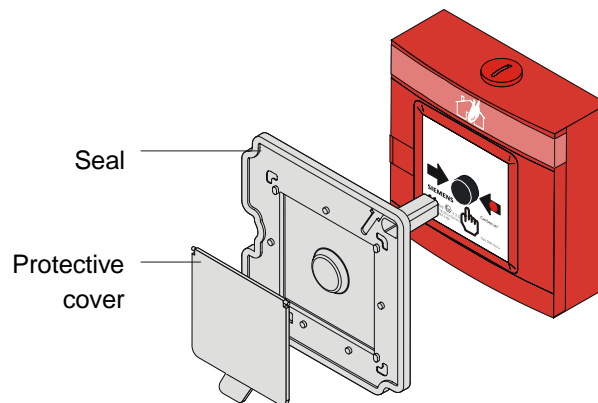
- **Environmental**

- Ecologically processing
- Recyclable materials
- Electronic and synthetic material simple separable

- **Characteristics**

- Protected electronic
- Alarm indicator (LED) built-in
- Address allocation when the call point is activated for the first time
- A protective cover DMZ1197-AC (accessory) protects the manual call point from unintentional glass break
- A seal DMZ1197-AD (accessory) protects the manual call point in wet applications

Manual call point DM1153-Ex



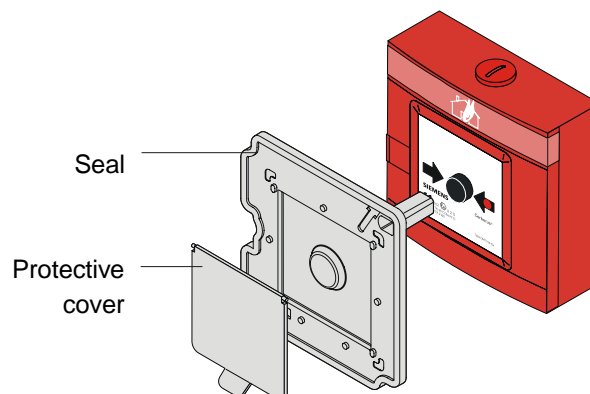
- **Function**

- Indirect alarm actuation by smashing in the glass plate and pressing the push button
- To replace the glass plate, open the housing door with the key. The push button must be set back before closing the door again.

- **Application**

- For the immediate manual actuation of a fire alarm or an extinguishing process
- For indoor and outdoor application, equally suited for wet, humid and dusty areas
- For surface- and recess-mounted feed lines in easily accessible places

Manual call point DM1154-Ex



- **Function**

- Direct alarm actuation by smashing in the glass plate
- To replace the glass plate, open the housing door with the key, upon closing the door the button is reset

- **Application**

- For the immediate manual actuation of a fire alarm or an extinguishing process
- For indoor and outdoor application, equally suited for wet, humid and dusty areas
- For surface- and recess-mounted feed lines in easily accessible places

Installation

- For recess mounted feed lines, break out the break-out point in the housing bottom
- For surface-mounted feed lines to the manual call point the housing is equipped with opening at the top and bottom, with sealing studs for M20 cable glands

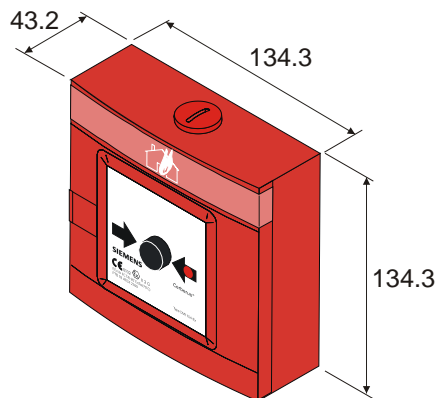
Note

Equipment installed in explosion-hazard areas must always comply with local national regulations.

The SB3 shunt Zener diode barrier is used as an interface between explosion-hazard and non-hazardous areas.


Further technical data can be found in the document 1204 'Fire protection in explosion-hazard areas'.


Dimensions



Technical data

Operating voltage modulated	21.2...33.3 VDC	
Connection terminals	0.28...1.5 mm ²	
Operating temperature	-25...+70 °C	
Storage temperature	-30...+75 °C	
Humidity (no condensation)	≤95 % rel.	
Connection factor IMK	1	
Color	red, ~RAL 3000 yellow, ~RAL 1023	
Protection category IEC 60529	IP54	
– with seal	IP65	
Standards		
– Manual call point	EN 54-11	
– for explosion-hazard areas	EN 50014 (IEC 60079-0) EN 50020 (IEC 60079-11)	
Ex classification	II 2 G EEx ib IIC T4 (-25 °C ≤Ta ≤70 °C)	
Approvals	DM1153-Ex	DM1154-Ex
– VdS	G200004	G200004
– LPCB	–	126be/01
– PTB	02 ATEX2160	02 ATEX2160
System compatibility	Compatible with interactive fire detection system CS11 (stub lines only)	

08  0786	DM1153-Ex		Siemens Switzerland Ltd; Gubelstrasse 22 CH-6301 Zug Technical data: see doc. x1837
	DM1153-Ex - Manual callpoint for use in fire detection and fire alarm systems installed in buildings.		
	305/2011/EU (CPR): EN 54-11 ; 2014/30/EU (EMC): EN 50130-4 / EN 61000-6-3 ; 2014/34/EU (ATEX): EN 60079-0 / EM 60079-11		
	The declared performance and conformity can be seen in the Declaration of Performance (DoP) and the EU Declaration of Conformity (DoC), which is obtainable via the Customer Support Center: Tel. +49 89 9221-8000 or http://siemens.com/bt/download		
	DoP No.: 0786-CPR-20508; DoC No.: CED-DM1153-Ex		

08  0786	DM1154-Ex		Siemens Switzerland Ltd; Gubelstrasse 22 CH-6301 Zug Technical data: see doc. x1837
	DM1154H-Ex - Manual callpoint for use in fire detection and fire alarm systems installed in buildings.		
	305/2011/EU (CPR): EN 54-11 ; 2014/30/EU (EMC): EN 50130-4 / EN 61000-6-3 ; 2014/34/EU (ATEX): EN 60079-0 / EM 60079-11		
	The declared performance and conformity can be seen in the Declaration of Performance (DoP) and the EU Declaration of Conformity (DoC), which is obtainable via the Customer Support Center: Tel. +49 89 9221-8000 or http://siemens.com/bt/download		
	DoP No.: 0786-CPR-20508; DoC No.: CED-DM1154-Ex		

Details for ordering

	Type	Part no	Designation	Weight
DM1153-Ex / DM1154-Ex	DMA1192-AA	BPZ:5222870001	Housing, red, with glass and key	0.256 kg
	DMA1192-AC	BPZ:5464120001	Housing, yellow, with glass and key	0.256 kg
	DMA1153D-Ex	A5Q00004473	Switching unit to DM1153-Ex	0.067 kg
	DMA1154D-Ex	A5Q00006101	Switching unit to DM1154-Ex	0.070 kg
Accessories	DMZ1197-AC	BPZ:5223550001	Protective cover	0.012 kg
	DMZ1197-AD	BPZ:5470680001	Seal for wet areas	0.023 kg
	–	A5Q00004478	Metal screwed cable gland M20 x 1.5	0.039 kg
Spare parts	DMZ1196-AC	BPZ:4942050001	Glass	0.016 kg
	DMZ1195	BPZ:4851910001	Key	0.003 kg
	–	BPZ:5358470001	Sticker 'avoid electrostatic charging'	0.003 kg

Issued by
Siemens Switzerland Ltd
Building Technologies Division
International Headquarters
Gubelstrasse 22
CH-6301 Zug
Tel. +41 41 724 24 24
www.siemens.com/buildingtechnologies

© Siemens Switzerland Ltd, 2015
Technical specifications and availability subject to change without notice.