

SIEMENS



MK8000 MP1.31 OPC server for subsystems

Release notes



Fire & Security Products

Siemens Building Technologies

Data and design subject to change without notice.

Supply subject to availability.

© Copyright by

Siemens Building Technologies AG

We reserve all rights in this document and in the subject thereof. By acceptance of the document the recipient acknowledges these rights and undertakes not to publish the document nor the subject thereof in full or in part, nor to make them available to any third party without our prior express written authorization, nor to use it for any purpose other than for which it was delivered to him.

1	Introduction	1
2	What's new in MP1.31	2
2.1	Full OPC compliance	3
2.2	New networks & subsystems supported	3
2.2.1	Networks & connectivity supported	3
2.2.2	Subsystems supported	3
2.3	Changes to Functionality and features	4
2.3.1	NK8000 (CDI-WAN)	4
2.3.2	Subsystems	4
2.3.3	Tools	5
2.3.4	Licensing	6
2.4	Changes to Data representation	6
2.4.1	Three items available per object	6
2.4.2	Threshold and bit-mask modes	7
2.5	Changes to Configuration procedures	8
2.5.1	Installation	8
2.5.2	Configuration	9
2.6	Changes to Documentation	10
3	Migrating from MP1.10/1.20/1.30 to MP1.31	11
4	Known issues	12
4.1	Configuration	12
5	Bugs fixed in this release	14
6	Documentation	15
6.1	MK8000 Product Binder	15
6.2	Sales documentation	15
6.3	Technical documentation	15
6.3.1	MK8000 documentation	15
6.3.2	OPC foundation documentation	16
6.4	Microsoft	16
6.4.1	General support	16
6.4.2	Windows 2000 professional workstation	16
7	Customer support links & resources	18
7.1	OPC	18
7.2	Microsoft	18
7.2.1	General support	18
7.2.2	Windows 2000 professional workstation and server	18
7.3	Adobe Acrobat	18

1 Introduction

These release notes provide information on the latest MK8000 MP1.31 software delivery. In this release, MK8000 has been further enhanced to provide a higher level of connectivity, performance, and reliability.

This document covers the following topics:

- Differences between this release and the last p. 2
- Migrating from a previous release..... p. 11
- Known issues p. 12
- Bugs fixed in this version p. 14
- Documentation p. 15
- Customer Support links and resources p. 18

2 What's new in MP1.31

This section details the differences between MK8000 MP1.30 and MP1.31.

- OPC compliancep. 3
- New networks & subsystems supported.....p. 3
- Changes to Functionality and featuresp. 4
- Changes to data representationp. 6
- Changes to Configuration procedurep. 8
- Changes to Documentationp. 10

2.1 Full OPC compliance

The MK8000 OPC Server 1.31 supports all the required COM interfaces and data types described in the OPC Data Access Custom Interface Standard V 2.05.

After exhaustive tests, MK8000 was officially assigned the OPC compliance logo:



2.2 New networks & subsystems supported

This section lists the entire set of network and subsystem devices that can be connected to MK8000 MP1.31.

2.2.1 Networks & connectivity supported

The following network configuration types are supported:

Cerloop – same as 1.10.

CDI-Net – same as 1.10.

NK8000 (CDI-WAN) – **New features in MP1.31** → see p.4.

The following network components are supported:

MK7022 (ISO1745/Cerloop) – same as 1.10.

CK11 (ISO1745) – same as 1.10.

GW20 and GW21 (CMSDL/CDI-Net) – same as 1.10.

NK822x over serial line (NK8000 MP2.11) – **New in MP1.31** → see p.4.

NK822x over LAN/WAN (NK8000 MP2.11) – **Improved in MP1.31** → see p.4.

2.2.2 Subsystems supported

Fire & Gas Subsystems

CS11 AlgoRex® EP7 – same as 1.20.

CS11 AlgoRex® EP5 – same as 1.10.

STT11 (système de télécommande et télésignalisation) – same as 1.10.

CZ10 – same as 1.10.

CC60 – same as 1.20.

Intrusion Subsystems

CS440 – same as 1.10.

CS4 – same as 1.10.

CZ12 – same as 1.10.

CS6 Quarto MP3 – same as 1.20.

→ Note that the latest “MP3+” release can work with MK8000 but it is not fully supported. Specifically, some newly added information about CT6 and Power supply states are not handled.

Other Subsystems

DMS7000 units, including MM- and MF-7033 – same as 1.10.

Simatrix CCTV (16-4; 64-8; SYS) – same as 1.30.

CF9000 I/O subsystem (DF8020/8040/8045/8046) – same as 1.30.

Philips/Burle CCTV (LTC 8xxx) – **New in MP1.31** → see p.4.

2.3 Changes to Functionality and features

2.3.1 NK8000 (CDI-WAN)

Support for multiple LAN/WAN connectivity to NK822x

Up to four MK8000 servers (three if serial connection is also used) can connect to NK822x M2.11 using CMSDL/IP protocol. This allows for multi-station solutions over LAN/WAN.

→ See 007083 DMS8000 Connectivity Configuration Guide.

Support for serial connection to NK822x

A MK8000 MP1.31 server can now connect via serial line to NK822x MP2.11 using CMSDL protocol. This permits to add local stations for small LAN installations or for large WAN systems that require an additional level of event treatment.

→ See 007083 DMS8000 Connectivity Configuration Guide.

Advanced diagnostic tools for NK822x

The most important functions previously available in the off-line tool NW8204 have been ported in Composer. This enables technical operators to remotely monitor and upgrade the NK822x units.

→ See 007083 DMS8000 Connectivity Configuration Guide.

2.3.2 Subsystems

Philips/Burle CCTV

MK8000 MP1.31 can now support the LTC8000 family of switchers via NK8000 MP2.11 networks.

Note that the MK8000 connectivity solution to Philips/Burle applies only to NK822x MP2.11 and it is technically not compatible with older Burle solutions for LMS over CDI-NET network. In other words:

- Old CDI-NET options for Philips/Burle are compatible with LMSmodular only.
- New NK8000 options for Philips/Burle are compatible with MM8000 and MK8000 only.

→ See 007083 DMS8000 Connectivity Configuration Guide.

The Philips/Burle LTC8000 family includes various switching units ranging from 8 to 4096 camera inputs, and from 2 to 512 monitor outputs. Alarms inputs (8 to 1024) are also supported to trigger alarm-handling switching procedures.

The list of compatible models (supporting the Allegiant® Main CPU Interface Software / Command Console Language) includes:

LTC8100: 8x2

LTC8200: 16x5

LTC8300: 32x6

LTC8500: 64x8

LTC8600: 128x16

LTC8800: 256x64

LTC8900: 4096x512

→ For specific information about Burle CCTV systems, see

<http://www.burlecctv.com/matrix.htm>.

CS11 AlgoRex® EP7

- In the CC11 EP7 data tree, the Elements have been moved from the physical to the logical structure. Note that this applies to new MP1.31 configurations; projects generated with previous model do not change and they are still fully supported.

- Objects modified (refer to interface specifications CC11 EP7):
 - RtController Alarm - (FICORCAL) → new commandable 'disarm' state; no 'anomaly ack' state any more
 - Fire Section - (FINOSEGE) → Alarm reported now !
 - RtChannel Alarm - (FICORHAL) → 'arm' / 'disarm' commands added
 - RtChannel Fault - (FICORHFL) → 'arm' / 'disarm' commands added
 - RtChannel Other - (FICORHOT) → 'arm' / 'disarm' commands added

- New objects supported (refer to interface specifications CC11 EP7):
 - Single zone Australian - (FIDEZOSI)
 - Multi zone Australian - (FIDEZOMU)
 - Manual zone Australian - (FIDEZOMA)
 - FlowSwitch Australia zone - (BSCOZOFS)
 - Sprinkler zone Australia - (FIEXZOSP)
 - Hong Kong flowSwitch zone - (BSCOZOFS)
 - Hong Kong Sprinkler zone - (FIEXZOSP)
 - Singapore FlowSwitch zone - (BSCOZOFS)
 - Singapore Sprinkler zone - (FIEXZOSP)

CS4 (early CC440 releases)

- Support is provided for special CS4 versions, actually early CC440's equipped with the CK4 gateway. This version can manage up to 254 zones and 100 sections (ref. #5024, #5256).

NK822x Ethernet Port

- New objects supported (refer to interface specifications NK822x):
 - Virtual Ethernet TCP/ IP - (MGCMMSGE)

Simatrix CCTV

- Objects modified (refer to interface specifications Simatrix):
 - Stack Alarms - (ACCOINGE) → new command 'active'
 - Automatic Alarms - (ACCOINAU) → new command 'active'
 - Manual Alarms - (ACCOINMA) → new command 'active'

2.3.3 Tools

New Composer plug-ins

New Composer plug-ins are available for supporting the new NK8000 functions and the Philips/Burle CCTV units.

→ See 007083 DMS8000 Connectivity Configuration Guide.

Improved error messages

In Composer, an effort has been made to provide clearer messages in case of operation errors or exceptions.

New on-line help

On-line help pages are available in Composer. Select help in the menu or press F1 to open the help window.

Line Monitor

A new technical utility is now available for tracing the message traffic transmitted and received by MK8000. See "LineMonitor.exe" in the "\MK8000\Utilities\Line Monitor" and refer to the on-line help for detailed instructions how to use it (just launch the application and select the help page in the menu).

2.3.4 Licensing

License PAKs

MK8000 MP1.31 requires the PAK codes 1.3. Older licenses should be upgraded to 1.3.

→ For details on the MK8000 license options, please refer to the DMS price policy document (see at: <http://www.cdi.cerberus.ch/products/salespolicies/prod-sale-curr.asp>, password required).

→ See key installation notes at p.8.

→ See 007083 DMS8000 Connectivity Configuration Guide.

New "service" key

A special type of dongles, called "service keys", are now recognised for enabling an easy maintenance to the MK8000 sites even without any specific PAK code.

→ See 007083 DMS8000 Connectivity Configuration Guide.

New key driver and support for USB keys

MK8000 MP1.31 is supplied with new drivers for the Sentinel dongles. Both parallel and USB key are supported, even if used at the same time (see however a limitation concerning older parallel key at p.12).

→ See 007083 DMS8000 Connectivity Configuration Guide.

2.4 Changes to Data representation

2.4.1 Three items available per object

Three items can now be used for status reporting and control of each object:

Item 1 as in previous releases, this item reports the object **status** and can receive control commands without feedback. In the item ID, this item has the usual representation (e.g. INBUZOG268153).

→ Client applications developed for previous MK8000 releases can continue to use this item with no changes in the interface.

Item 2 new in MP1.31, it can provide the map of available. The ID of this item has a function extension "_AC" (e.g. INBUZOG268153_AC).

Item 3 also new in MP1.31, this item is meant for receiving control commands and returning command feedbacks. The ID of this item has a function extension "_CMD" (e.g. INBUZOG268153_CMD).

→ See more about this subject in 004971 MK8000 OPC interface Specifications

2.4.2 Threshold and bit-mask modes

Threshold mode

In the threshold mode, available since the first release of MK8000, the Multi-state item is in its “normal” condition when its value assumes the ‘Quiet’ state. The ‘Quiet’ state has been set to the middle of the possible values. A value smaller than the ‘Quiet’ state value (in the direction of the Low Limit), indicates that the data point is in the ‘Alarm’ state. A value greater than the ‘Quiet’ state value (in the direction of the High Limit) indicates that the data point is in the ‘Fault’ state.

Bit-mask

As alternative to the threshold mode, MK8000 MP1.31 can now provide the object states as a 32-bit map representing the simple states, namely:

- Byte 1: Event condition in relation to acknowledgement and reset actions.
- Byte 2: Anomaly states.
- Byte 3: Fault states.
- Byte 4: Alarm states.

1 st Byte LSB	Condition	0	Unreset
		1	Ack
		2	Unack
		3	
		4	
		5	
		6	
		7	
2 nd Byte	Anomaly	8	
		9	
		10	Test
		11	Armed
		12	Disarmed
		13	Manual
		14	Blocked
		15	Anomaly
3 rd Byte	Fault	16	
		17	
		18	
		19	
		20	Not Aligned
		21	Disconnected
		22	Fault
		23	Vitality Fault
4 th Byte	Alarm	24	
		25	
		26	
		27	
		28	Active
		29	Tamper
		30	Pre-alarm
		31	Alarm

➔ See more about this subject in 004971 MK8000 OPC interface Specifications

2.5 Changes to Configuration procedures

2.5.1 Installation

Windows 2000 version

Windows 2000 requires service pack 4 (SP4). Also, security patches provided by Microsoft (e.g. KB823980) are recommended.

➔ See links to Microsoft web site in section 7.1 at p.18.

Hardware key (dongle) driver

MP1.31 includes new drivers for the Sentinel keys. However, there are some important issues that you need to be aware of:

- If a previous Sentinel driver is installed, typically because of an older installation, then it is recommended to uninstall it using the standard Windows procedure (Start → Settings → Control Panel → Add/remove Programs). Note that removing the previous MK8000 release does not imply removing the Sentinel driver.
- During MP1.31 installation, you will be requested to remove the hardware key. Failing to do that would cause driver installation troubles. In case of such difficulties, please proceed as follows:
 1. Remove the faulty MK8000 installation.
 2. Shut Windows down.
 3. Uninstall the key.
 4. Boot the PC.
 5. Delete the old MK8000 folder.
 6. Run again the setup procedure.
 7. Shut Windows down again.
 8. Install the key on the parallel or USB port.
 9. Reboot the PC.
- If after installation the HW-key(s) still cannot be seen with the PAK manager, the sentinel drivers need to be installed manually. In this case launch the set-up located in MK8000 → PAK Manager → Sentinel Drivers → SSD5411-32bit and follow the instructions (default installation).

MK8000 license: demo mode and service mode

Referring to the new demo and service modes, the table below illustrates how Composer and MK8000 behave in relation to the type of key and PAK code.

		Only Customer Key inserted	Only Service key inserted	Customer Key and Service Key inserted	No Key inserted
MK8000 and Drivers	Valid PAK codes for customer key	MK8000 runs normally	MK8000 cannot run	MK8000 runs normally	MK8000 cannot run
	Invalid PAK codes for customer key	MK8000 cannot run	MK8000 cannot run	MK8000 cannot run	MK8000 cannot run
	No PAK codes for customer key	MK8000 cannot run	MK8000 can run for 2 hours (demo)	MK8000 cannot run	MK8000 can run for 2 hours (demo)
Composer	Valid PAK code for customer key	Composer runs normally	Composer runs normally	Composer runs normally	Composer cannot run
	Invalid PAK code for customer key	Composer cannot run	Composer runs normally	Composer runs normally	Composer cannot run
	No PAK code for customer key	Composer cannot run	Composer runs normally	Composer runs normally	Composer cannot run

2.5.2 Configuration

Composer version

MK8000 MP1.31 comes with Composer version 2.03-01. This version of Composer can be used to configure MT8000 MP1.20 projects (plug-ins are obviously required). Instead, MM8000 MP2.31 requires a complete new installation of Composer.

Recovery of damaged projects

An automatic recovery procedure is provided during database restore. This may fix problems in corrupted project backups.

Windows event viewer

The logs stored in the Windows event list have been reduced and simplified.

Setting logging options

A new software utility named "MK8000LogConfig.exe" (see C:\MK8000\Log or, more in general, <MK8000 installation folder>\Log) can temporarily modify the default log setting as far as the detail level is concerned.

Using it, you can quickly modify the log details without accessing Composer and download again. That can be useful for test purposes.

Note that the modifications set with this utility program are not permanent and they will be lost when MK8000 server stops and restarts for whatever reason.

2.6 Changes to Documentation

The document set included with the MK8000 has changed significantly for this version.

EDMS	Document Name	Status
004968	Product Data Sheets (En, Fr, De)	Updated
004970	Sales Guide	No changes from 1.10/1.20/1.30
007121	Sales Presentation	No changes from 1.10/1.20/1.30
007025	Application & Planning	Updated
008093	Release Notes MP1.31	New (this document)
004971	Installation Configuration & Commissioning	Updated
007077	Maintenance & Troubleshooting	Replaced
	→ See 008080 DMS8000 Maintenance & Troubleshooting	
007083	DMS8000 Connectivity Configuration	Updated
004971	MK80000 OPC Interface Specifications	Updated

The following subsystem interface specifications are available with MP1.31:

EDMS	Subsystem name	Status
004973	CS440	Same as MP1.30
004974	CS11 (EP5)	Same as MP1.30
007078	CS4	Same as MP1.30
007079	CZ12	Same as MP1.30
007080	CZ10	Same as MP1.30
007081	STT11	Same as MP1.30
007082	DMS7000	Same as MP1.30
007122	GW20 / NK8210	Same as MP1.30
007124	GW21	Same as MP1.30
007125	MK7022	Same as MP1.30
007126	CK11 (EP5)	Same as MP1.30
007127	SK11	Same as MP1.30
007129	CK11 (EP7)	Updated
007154	NK8223 (GW21 emulation)	Obsolete, do not use it any more
007545	CS6	Updated
007546	CC11 (EP7)	Updated
007547	CC60	Same as MP1.30
007879	NK822x	Updated
007880	CF9000	Same as MP1.30
007881	Simatrix	Updated
008089	Philips/Burle CCTV	New!

3 Migrating from MP1.10/1.20/1.30 to MP1.31

Composer projects generated in MP1.10/1.20/1.30 can be used with MP1.31.

1. Open the new version of Composer (R 2.03-01)
2. Restore the project created in 1.10/1.20/1.30
3. In OPC group name field in the MK8000 tab of each subsystem (including networks), insert the OPC group name that was generated for that subsystem in 1.10/1.20/1.30 (if any modifications were made). You can get these names directly from the client or by generating a .CSV file with the export wizard application (see the Installation Configuration and Commissioning guide for details).
4. Download a project.



Composer projects generated in MP1.00 (R1.0) cannot be used with MP1.31.

To upgrade an existing of MK8000 1.00 configuration, you will need to follow the instructions given in the release notes for MK8000 1.10.

4 Known issues

This is a list of known problems, limitations and bugs in MP1.31. For troubleshooting, see the Maintenance & Troubleshooting guide. See also Section 7 at p.18 for links providing useful information.

4.1 Configuration

MK8000 1.00 projects

Composer projects made with MK8000 1.00 are not compatible with the version 1.31. See section 3 at p.11.

Cut/Copy/Paste not supported

Cut, Copy, and Paste commands are not supported in the Composer structure tree. This means that the tree structure should be carefully defined because it cannot be easily modified at later time.

Clients not supporting DCOM

Clients not supporting DCOM require a script be installed on the client PC to create the illusion that the OPC server resides on the OPC client, and permits them to communicate effectively. This is provided with the software and is detailed in 004972 MK8000 Installation, Configuration, and Commissioning guide.

DMS7000 metafile for CZ10 and CZ12

If a subsequent import is required, then the control unit name should be the same original name or the import will not work.

Backup version





The Composer project backup files include the version of MK8000 used for the latest backup command. The version information is contained in the ZIP comment field, which can be shown by WinZip in the following way:

- 1 In WinZip 8.1, enable the comment option in "Miscellaneous options" → "Show comment when opening ZIP files".
- 2 In earlier WinZip versions, access the comment with the command "Actions" → "Comments".

Cannot use USB service key and old parallel keys at the same time

In certain cases (see table at p.9), two license keys can be used on the same machine to enable MK8000 and tools separately. Be aware that the old generation of keys (larger in size, see picture below) will not work properly when the USB key is also installed.

In such cases, you will have to remove the USB dongle (i.e. the service key used for enabling Composer) when you need the MK8000 to recognise the parallel key.

Model	Picture	Can it be used together with USB?	Customer Key and + Service Key
New model		Yes 	USB key can be used with no side effect on the parallel-port key.
Old model		No 	USB key must be removed in order to get the parallel-port key to work again.

5 Bugs fixed in this release

This chapter provides a detailed report on the issues resolved as well as on detailed improvements in MP1.31.

#	Function	Error (as it was before MP1.31)	Notes
3740	Installation	If the computer name was longer 15 characters, previous MK8000 software used not to work properly.	
4077	Tool environment (Project backup)	Failures occurring during backup procedure were not properly reported to the user interface. This could result in a corrupted backup file being generated.	
4972	Tool environment (CS6 Guarto)	Improvement for CS6 Guarto: validity check is now provided on LON and BacNet parameter values.	
5040	Tool environment (cut/copy & paste)	Due to a number of error cases, copy/cut and paste has been disabled in Composer	
5032	Tool environment (Nk8000 download)	Problems in downloading NK8222 have been corrected.	
4958	License (USB key)	Difficulties with USB keys have been solved.	

6 Documentation

This section provides an overview of what information is included in each of the documents that accompany MK8000 MP1.31.

6.1 MK8000 Product Binder

The product binder contains all sales and technical documentation. This format reflects the new standard for FSP-DMS documents.

6.2 Sales documentation

Product Datasheet

This is a brief technical sales document to be used for introducing the MK8000 to potential customers.

- This has been updated to reflect the new subsystems and network solutions available in MP1.31

Sales Guide

It contains background information about the target market for the MK8000, potential pitfalls to avoid, and some sales arguments.

- The sales guide is unchanged from 1.10.

Sales Presentation

This is a brief PowerPoint presentation that can be used as is, or modified for client presentations. It provides an overview of the MK8000 system.

- The sales presentation is unchanged from 1.10.

Application & Planning

The MK8000 application & planning document contains a brief discussion of the MK8000 product marketing strategy, and a moderate level of detail about the architectural configurations supported by MP1.31

- This has been updated to include new architectures and subsystems.

6.3 Technical documentation

6.3.1 MK8000 documentation

Release Notes

This document outlines what's new and different about MP1.31 and how that affects your work.

Installation Configuration & Commissioning

The ICC guide contains information about system limits, hardware and software requirements. It provides step-by-step procedures for installation and configuration of the MK8000. During configuration this manual should be used in tandem with the DMS8000 Connectivity Configuration guide.

During commissioning and acceptance testing, the MK8000 ICC guide should be used with the Maintenance & Troubleshooting guide. Since the responsibility of client integration rests outside the scope of our work with the MK8000, we have included some im-

portant integration tips that can be passed on to the integration group, but not an exhaustive guide.

- This has been updated to reflect new subsystems, new network solutions and new data formats and states.

Maintenance & Troubleshooting

This troubleshooting guide includes known problems encountered during and after installation configuration & commissioning coming from all DMS8000 products, Composer, and Microsoft Windows

- The previous MK8000 guide has been replaced by a general DMS8000 document that includes potential problems associated to MK8000, MM8000, and MT8000.

DMS8000 Connectivity Configuration Guide

This guide is shipped with all FSP-DMS products. It includes information about installing Composer, connecting and activating the hardware (dongle) key, setting up a new project and configuring the networks and subsystems supported by DMS8000 products. This should be used in conjunction with the MK8000 ICC guide.

- This document has been updated to include new networks and subsystems.

MK8000 OPC Interface Specifications

This document includes information for the OPC client integrators about the MK8000 OPC model. This document can be given to the integrators along with any relevant subsystem interface specifications.

- This document has been updated with new formats, states and commands.

Subsystem Interface Specifications

Interface specifications are available for all the supported subsystems. Most of these are only available in PDF format. If you need to edit these documents, you can save the PDF as a RTF document, which can then be opened in Microsoft Word or Notepad.

6.3.2 OPC foundation documentation

6.4 Microsoft

6.4.1 General support

General support about Microsoft Windows can be found at:

⇒ <http://support.microsoft.com/directory/>

Most interesting support links are also available in the Intranet site page:

⇒ <http://www.cdi.cerberus.ch/support/supp-link.asp>

the following links concern more specifically the platform Windows NT and 2000.

6.4.2 Windows 2000 professional workstation

Technical information, including deployment guides:

⇒ <http://www.microsoft.com/windows2000/default.asp>

Frequently Asked Questions (FAQs):

⇒ <http://www.microsoft.com/windows2000/support/issues/default.asp>;

⇒ <http://www.windows2000faq.com>

Hardware compatibility list:

⇒ <http://www.microsoft.com/windows2000/professional/howtobuy/upgrading/compat/default.asp>

Security issues:

⇒ <http://www.microsoft.com/technet/treeview/default.asp?url=/technet/security/current.asp?productid=5&servicepackid=0>

How to obtain Windows 2000 Service packs:

⇒ <http://support.microsoft.com/support/kb/articles/Q260/9/10.ASP>

The list of reference documents includes several papers published by the OPC foundation. These documents contain information about OPC principles and use.

These PDF documents can be downloaded from www.opcfoundation.org. Select "Latest Downloads" from the "Tech Info" drop down menu on the main page of the site.

OPC Common 1.10

This is the specification of rules, design criteria and interfaces that are common to developers of OPC clients and OPC servers. The specification is a result of an analysis and design process to develop a standard interface to facilitate the development of servers and clients by multiple vendors so that they can interoperate seamlessly together.

OPC DA 2.05a (Data Access Interface Specifications)

This is the interface specification for developers of OPC Data Access clients and OPC servers. The specification is a result of an analysis and design process to develop a standard interface to facilitate the development of servers and clients by multiple vendors so that they can interoperate seamlessly together.

- The MK8000 OPC Server MP1.31 supports the required COM interfaces described in the OPC Data Access Custom Interface Standard V 2.05 – section 3.1.

7 Customer support links & resources

CD-IT support provides information on the Intranet site <http://www.cdi.cerberus.ch/support/supp-lmsn.asp>. A software troubleshooting guide is available at: <http://www.cdi.cerberus.ch/support/supp-trou.asp> (password required) or deliverable upon request.
Please note the new support mailbox: support-dms.it.sbt@siemens.com.

7.1 OPC

The OPC Foundation at www.opcfoundation.org is a great resource for documentation and the latest information on OPC.

7.2 Microsoft

7.2.1 General support

General support about Microsoft Windows can be found at:
⇒ <http://support.microsoft.com/directory/>

The following links concern more specifically the Windows 2000 platform.

7.2.2 Windows 2000 professional workstation and server

Technical information, including deployment guides:
⇒ <http://www.microsoft.com/windows2000/default.asp>

Frequently Asked Questions (FAQs):
⇒ <http://www.microsoft.com/windows2000/support/issues/default.asp>

Hardware compatibility list:
⇒ <http://www.microsoft.com/windows2000/professional/howtobuy/upgrading/compat/default.asp>

Security issues:
⇒ <http://www.microsoft.com/technet/security/CurrentDL.aspx>

How to obtain Windows 2000 Service packs:
⇒ <http://support.microsoft.com/support/kb/articles/Q260/9/10.ASP>

7.3 Adobe Acrobat

To view the PDF document is necessary to install the program Adobe Acrobat Reader. You can find its free version at: <http://www.adobe.com/products/acrobat/readstep.html>

Siemens Building Technologies AG
Alte Landstr. 411
CH-8708 Männedorf
Tel. +41 1 - 922 6111
Fax +41 1 - 922 6450
www.sibt.com