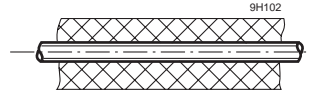


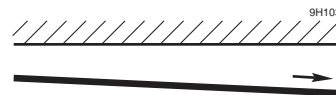
Valves for saturated steam

Mounting instructions

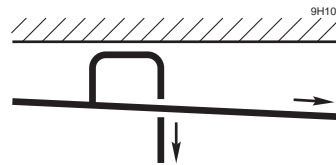
To prevent condensation occurring, steam pipes should always be insulated.



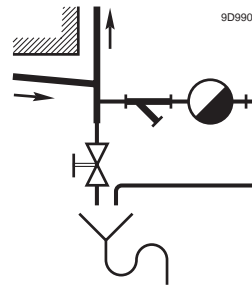
Fix steam lines so that they fall in the flow direction of the steam.



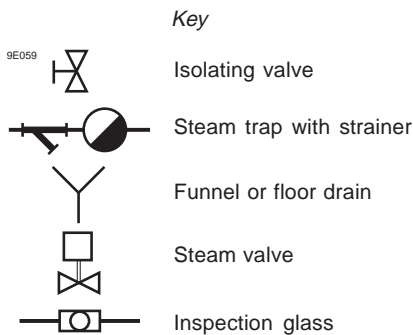
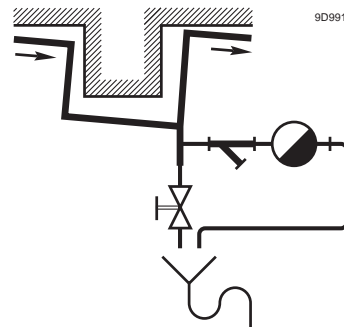
All take-offs should be from the top of the line.



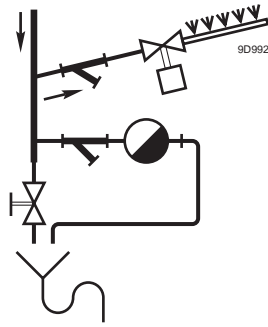
Drain risers at their lowest point.



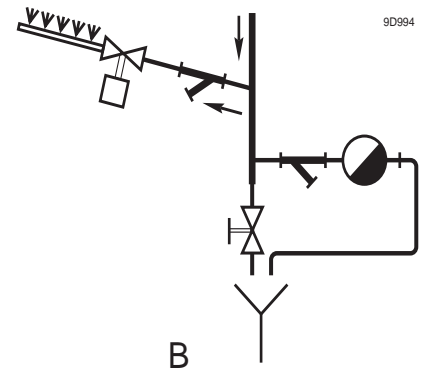
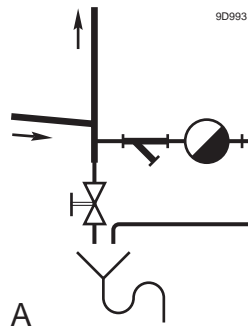
Where there is a low point in horizontal line, a steam trap is essential.



Steam control valves must have a steam trap on the inlet side.



- A Drainage of rising steam lines
- B Inlet side trapping of a steam control valve



How to mount a steam valve

