



Fan Speed Switch

RAB90

Simple fan speed switch with three speed-levels (0-I-II-III)

Use

The RAB90 is used in heating or cooling systems to select the fan speed. Typical use can be in commercial, residential or light industrial buildings.

Mechanical design

The unit consists of a base plate and a top cover. The fan speed can be selected with a 4-position-slider-switch (0-I-II-III).

Accessories

Functionality	Order number (ASN)
Adapterplate 120 x 120mm for 4" x 4" conduit boxes	ARG70
Adapterplate 96 x 120mm for 2" x 4" conduit boxes	ARG70.1

Notes

The unit can be fitted to most commercially available recessed conduit boxes or directly on the wall.





Only authorised personnel may open the unit to perform service.
(Caution 250 V!).

The unit must be isolated from the mains supply before opening.

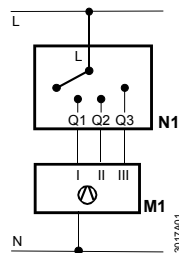
When installing the unit, fix the base plate first then hook on the fan speed switch body and make the electrical connections. Then fit the cover and secure it.
 The fan speed switch must be mounted on a flat wall.
 The local electrical regulations must be complied with.
 The fan speed switch is maintenance-free.
 The housing is plastic.

Technical data

Power supply 	Operating voltage	Max. AC 250 V
	Frequency	50 or 60 Hz
	Switch rating at AC 250 V	6 (2) A
Environmental conditions	Operation	According to IEC 721-3-3
	Climating conditions	Class 3K5
	Temperature	-10...+50 C
	Humidity	<95% r.h.
	Pollution degree	Normal, according to EN 60730
	Transport/Storage	According to IEC-3-2
Standards	Climatic conditions	Class 2K3/1K3
	Temperature	-20...+70 C
	Humidity	<95% r.h.
	Mechanical conditions	class 2M2
	CE conformity to	
	Low voltage directive	73/23/EEC and 93/68/EEC
Design	Product standard	EN 60730
	 N474 C-Tick conformity to	
	EMC emission standard	AS/NSZ 4251.1:1994
	Safety standard	II to EN 60730
Design	Degree of protection	IP30 to EN 60529
	Screw terminals for	2 x 1.5 mm ² or 1 x 2.5 mm ² (min. 0.5 mm ²)
	Weight	0.12 kg
	Colour of top cover	white, NCS 50502-G (RAL 9003)

Diagrams

Connection



L Operating voltage max. AC 250V
 N Neutral
 N1 Fan speed switch
 M1 3-speed fan
 Q1 Control Output fan speed I
 Q2 Control Output fan speed II
 Q3 Control Output fan speed III

Unit / Baseplate

